

Machines & Tools



IMPRINT

Publisher

Streifeneder
ortho.production GmbH

Project Manager

Susanne Timm

Content

Dennis Sens

Typography / Graphic Arts

Susanne Timm

Photography

Peter Czajka

Translation

Sabine Knobloch
Monika Jones
Calvin Johnson

This catalogue is protected by copyright.

Reproduction of the complete catalogue, even in abstracts, in any form or by any means, is only permitted with explicit written authorisation of the Streifeneder ortho.production GmbH.

The indicated measurements and weights are guide values without obligation.
Slight deviations in construction, shape, colour or scope of supply may occur.
Products are subject to change without prior notice after press date of this catalogue, 2022-01-01.

Our general terms and conditions apply; they can be viewed anytime at www.streifeneder.com/op.

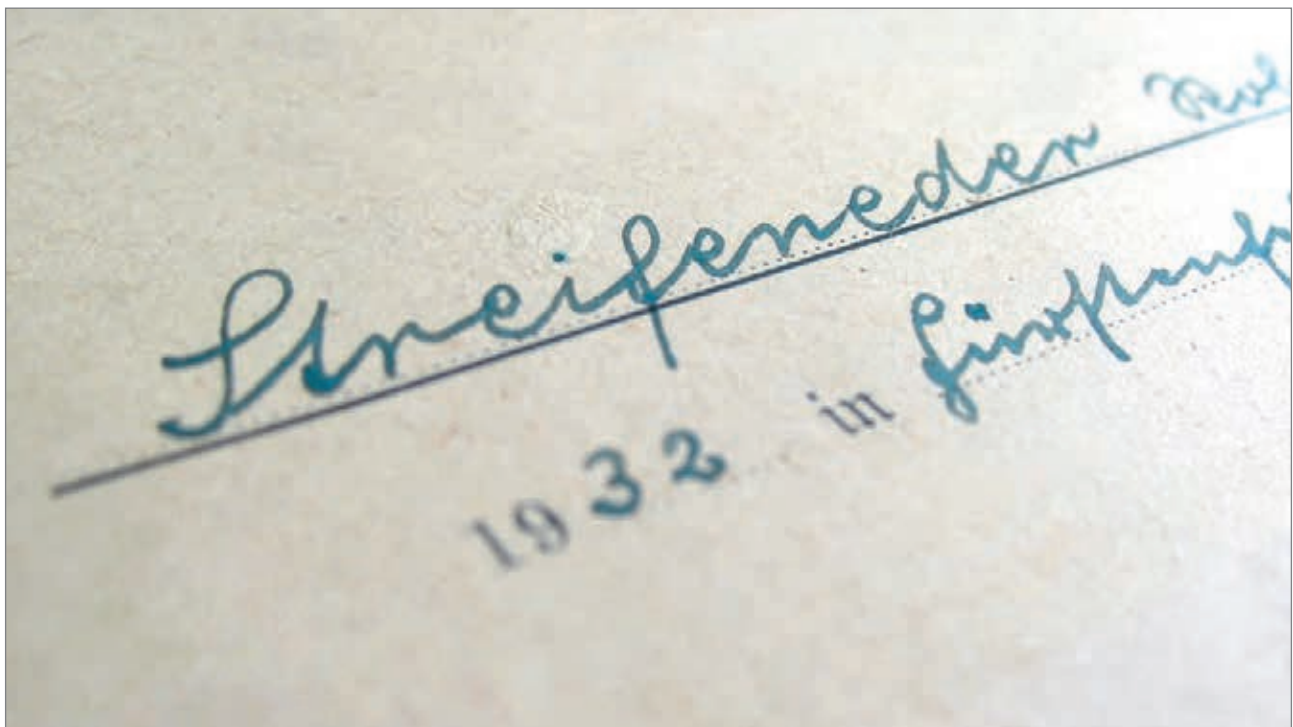
Content

• History.....	4 – 5
• Quality is our Claim	6 – 7
• Contact	7
• Development & Production	8 – 9
• Streifeneder Training Centre	10 – 11
• Workshop Planning	12 – 14
• Patient & Care Area	15 – 22
• Workshop Equipment	23 – 42
• Plaster Casting & Plaster Modelling.....	43 – 58
• Orthopaedic Shoe Technology.....	59 – 88
• Silicone Processing.....	89 – 106
• Lamination Station & Deep Drawing Technology.....	107 – 138
• Vacuum- & Compressed Air Technology.....	139 – 156
• Plastics- & Metal Processing Machines.....	157 – 220
• Dust Extractors	221 – 248
• Electric Tools.....	249 – 264
• Tools.....	265 – 330
• Working Safety Gear	331 – 342
• Little ABC's of Orthopaedics	343 – 349
• Explanation of Symbols.....	351
• Index.....	352 – 357
• Directory.....	358 – 363

History

- 1928 The Streifeneder firm is set up by Lilli and Friedrich Georg Streifeneder in Mannheim.
- 1929 The first patent is applied for.
- 1931 The property in Schöngesinger Straße in Fürstenfeldbruck is purchased.
- 1932 The first orthopaedic workshop is fitted out in Fürstenfeldbruck near Munich.
- 1945 Further orthopaedic workshops are set up to cater for war invalids.
- 1949 The orthopaedic workshop starts up at the Bad Tölz Hospital.
- 1953 The Munich site is opened. The wholesale business is expanded.
- 1968 The plastics, Streifylen and Streifylast, are launched along with the requisite heat sources.
- 1992 A production site is set up in Hungary to manufacture plastic products in small series.
- 1993 The production and distribution division expands further. Move to the new company premises in Emmering, just outside Munich.
- 1995 Export activities are stepped up.
- 1997 Takeover of Maschinen-Schmid, the world market leader in socket router machinery.
- 1998 The product range is extended by the prosthetics product division.
- 1999 Traditional in-house production is extended and the product spectrum expanded by modular components. "Everything from a single source" – with our very own department for workshop planning we can now help to realize our clients' wishes even better.
- 2001 The new site in Emmering is extended by further storage space to 6,000 qm.
- 2004 Establishment of distribution structure in China.
- 2007 Streifeneder ortho.production GmbH is set up as an independent subsidiary.
- 2009 Streifeneder ortho.production GmbH exports to more than 100 countries.
Streifeneder ortho.production GmbH wins the "red dot design award" for the knee joint KINEGEN.stream.

- 2010 A new building is purchased for Streifeneder ortho.production GmbH in Emmering.
- 2011 Opening of the branch Streifeneder India, located in Gurgaon/Haryana.
Establishment of distribution structures in Latin America.
Relocation of Streifeneder ortho.production to the new building with modern training and education-, logistics- and administration centre.
Foundation of Streifeneder Training Centre in Emmering.
- 2012 Grand opening of Streifeneder Training Centre, with focus on national and international markets.
Streifeneder ortho.production GmbH wins the "red dot design award" for the therapeutic shoe Pluto.
- 2013 The US-American distribution partner Euro International, located in Tampa/Florida, is integrated in the company as Streifeneder USA.
- 2014 Streifeneder group receives a new corporate design with new company logo.
- 2017 New partner and distributor BroadBay launches distribuion in United States and Canada.
- 2018 Development of prosthetic feet GO.smart and GO.free.
Florian Streifeneder joins the management as Member of the Executive Board.



Quality is our Claim

We are convinced that only constant technical innovation and development is the key to a steady improvement of products and optimal patient care. We apply high standards to be able to offer each of our clients exactly those high-quality products he requires. Each of our products is subject to a continuous quality planning, quality control, quality monitoring and quality improvement. In order to be able to satisfy even most individual customer requirements and also in order to close product-related gaps in the market, it is essential to have our own production series with large lot sizes, but to also offer products with very individual unit numbers.

Despite the rapid development of the export business within the last years and the opening up of new markets such as Brazil, we still value Germany as our location to do business. We are proud of the quality standard "Made in Germany" and even in times of a continuously increasing cost pressure and growing competition due to globalization, we still produce predominantly in Germany.



Quality management

More than ninety years of experience, as well as the certified quality management system we introduced in 1998 according to EN ISO 13485 to ensure highest quality level. This quality management system is applied to all business divisions. Especially our product development division makes sure that the high level of quality is not only maintained but steadily increased. Thus, we ensure that we always meet the raising demands of our clients in terms of product development, manufacturing and safety.



Increasing globalisation and changing international security and safety conditions have motivated the World Customs Organisation (WCO) to draft a „Framework of Standards to Secure and Facilitate Global Trade“ (SAFE) to establish a global framework for modern and effective risk management of

customs compliances. The aim is to guarantee the security and safety of a continual international supply chain from the product manufacturer to the end consumer. The concept of European Authorised Economic Operator is an EU Customs security programme that started in 2007 and recognises companies as reliable trade partners as they met the following common criteria: customs compliance, appropriate record-keeping, financial solvency and, where relevant, appropriate security and safety standards.

Streifeneder ortho.production GmbH, as a globally operating company, has met the challenge and is proud to announce that it has been granted Authorised Economic Operator (AEO-F) certification by German customs in January, 2013, which officially regards the company as a reliable trade partner. The certificate number is DE AEO-F 115235.

Because of this we can do even better at achieving our goal that you receive our products as quickly as possible. An important part of our delivery time concept and a valuable time saver. Part of our comprehensive safety concept is that our company is protected against entry by unauthorized persons and keep our shipments to you received the highest security and packaging standards. With this we contribute our share in building a secure supply chain.

Contacting us

Communication is a must in a working relationship. Your personal contact to our staff members in the internal sales department as well as our field service is the base of our successful collaboration.

It is our goal to react swiftly and efficiently to all of your wishes, to answer all of your questions and to keep all of the promises we make for our products. Please contact us!



Via our general office switchboard at +49 8141 6106-0 your call will be directed to the staff member in charge. Of course, you can also send your request by email to service@streifeneder.de.

Development & Production

Experience technology, create technology, utilize technology - keep track of development and concentrate synergies. It is a vital part of our company's philosophy to continually optimize our operational procedures and production processes. This is why we define the economic growth of our company by our perpetual increase in production efficiency. The creativity, the commitment and the special professional skills of each of our members of staff, as well as our state-of-the-art production facilities are our guarantor for satisfied customers.


Our equipment in terms of up-to-date drawing programs (3D-CAD), simulation software (FEM-calculation) to the point of multi-axial machining centers helps our engineers and orthopaedic technicians to assure and further expand our market position.



We subject ourselves and our products to highest quality standards. Therefore our products undergo constant internal quality testing in our own test stands and gait analysis systems.

Therefore our customers receive exactly what they can expect from us - best quality and long-lasting products.

See the quality of our products and the comprehensive service that we have to offer for yourself!



Training Centre Streifeneder ortho.training

In order to stay competitive and in order to meet the growing requirements of the patients, it is no longer enough to just use high quality orthopaedic products. Profound practical skills on the basis of current scientific research and findings creates optimal conditions to always react competently and confidently in daily practice. In order to convey valuable expertise as well as detailed knowledge to specialists in orthopaedic and orthopaedic shoe technology as well as physiotherapy and podiatry, we have originated the Training Centre Streifeneder ortho.training in Emmering.

A spacious auditorium (AudiMax) with 160 seats and a fully equipped workshop with 15 work stations, a machine room as well as a patient fitting room and a plaster room on approx. 1.000 sqm offer more than optimal conditions for a qualified advanced and continuous education on the highest level. Modern tools such as multimedia equipment, a fully equipped gait analysis laboratory, course materials and teaching aids that meet the demands of our clients are also part of our standards.





Our meticulously elaborated seminar program comprehends more than 50 events per year centered around topics such as silicone processing, pre-preg processing, synthetic materials or gait analysis. With a flexible program planning on our part, we are also able to react to individual customer's wishes and to offer seminars about special subjects upon request. In order to guarantee an array of seminars that is as broad as possible we regularly invite high-carat external guest lecturers to our training centre Streifeneder ortho.training.

You can download our current seminar calendar with further information about all of our seminars from our website at www.streifeneder.com/training.

Of course, we will also gladly send it to you by post or email. Please feel free to contact us at: training@streifeneder.de or

by telephone +49 8141 6106-200.

We are looking forward to hearing from you!



Workshop Planning

The basics of modern business and workshop premises follow the same principles as an inviting home.

The object respective the building should appear bright and quiet, in order to give the customer an impression of “you are in good hands with us”.

As it is not enough anymore to be known just for excellent workmanship, today’s focus is on offering allround service to the customer. This starts for example with easy access to the facility by public transportation and sufficient parking space to help avoid long and time-consuming journeys. Another important criterion for many customers is a barrier-free access.


A friendly and clean ambience will give the customer a sense of professionalism and routine in all business rooms such as the sales area and fitting area. The customer should feel comfortable and be happy to come back again. The central part of the premises – the workshop area – should be also integrated into the overall concept and be considered as extension of the sales- and fitting area.

We will be happy to assist you to plan your administration- and staff rooms as well. These constitute a basis for satisfied employees which in consequence are fundamental for excellent customer service.



As an international comprehensive supplier, we know what is needed and therefore are able to offer you competent service from one source. We will be pleased to assist you to consider all requirements and to find a customised solution for your company. From preparation and execution of the planning task (supported by modern software such as AutoCAD for optimal visualisation) up to supply and installation of our machines and equipment – we are looking forward to your inquiry!



 Following up, we have worked out a short check-list in order to help you at the beginning of your plans to create your first own concept. Just call +49 (0) 8141 6106-0 or write an email to office@streifeneder.de to receive the complete checklist.



Workshop Planning – Checklist

1. Floor Space Utilisation and Allocation

As a first step, a plan for optimal floor space allocation must be developed. However, following considerations usually apply for all orthopaedic technology companies

- Local building regulations
- Legal workplace regulations with directives for dust removal, air supply and ventilation, noise pollution and lighting
- Legal regulations for fire protection, environment protection and health protection
- Construction adapted to the needs of disabled persons

2. Finding a Building

When you are looking for a proper building, you should bear following in mind

- Stairs and elevators
- Existing installations for electricity, gas, heating, water and waste water
- Load capacity of each floor
- Parking space
- Barrier-free restrooms as well as accessibility
- Adjoining rooms and storage space

3. Corporate Structure

The business structures must be considered under the aspect of the special facts applying to orthopaedic technology, as these influence the plans considerably and should be taken into account due to the longevity of the object

- Number of employees relating to room size; machinery- and workshop equipment
- Proportional division of business fields such as the challenging range of prosthetics and orthotics; small or thopaedic tasks such as shoe inserts; or clinical orthopaedics etc.
- Division into orthopaedic technology, orthopaedic shoe technology, health products shop and rehabilitation aids
- Patient structure and expected changes
- Cooperation with hospitals resp. medical specialists

4. Planning the Rooms

The individual room plans must fulfil today's ergonomic requirements. The floor plan details are determined by the working procedures within the shop and the functional areas as well as orthopaedic technology specialities, for example

- Determination of required and existing electric voltages
- Placement of equipment, machines, work benches and their specific connections
- Installations of electricity, compressed air, water, waste water, telephone system, illumination etc.
- Floor construction and floor coverings for the different rooms according to intended use
- Casting room: grid plate in the tiled area, plaster separator, plaster sink
- Short walking distance to the fitting area
- Short walking distance to the machinery area
- Separation of the noise- resp. dirt zone from the patient area
- Separation of the dust suction device

Patient & Care Area



Patient & Care Area

The patient area is the business card of your company. This is where you have the chance to create a generally positive mood for your patients by means of a comfortable atmosphere. At the same time, functional furnishing will increase the workflow efficiency and meet the requirements of organisational and practical constraints. We will help you to join patient-suitable functionality with visually attractive design in your company colours in order to optimally present your company.

Our diversified standard program is the basis to meet your personal wishes and requirements. Of course, individualised custom-made versions are part of our offer in the range of examination couches and chairs.

On the following pages, we would like to introduce to you a wide range of our products. We are looking forward to change your patient area to a room with distinctive feel-at-home flair.



Examination Couch



- with white imitation leather
- frame made of square tube
- upholstery, D = 50 mm
- head section adjustable +40°
- with paper roll holder

Technical data

- dimensions W x D x H: 1950 x 650 x 680 mm
- max. body weight: 225 kg
- weight: 34 kg net

	Item-No.
	140M5

Paper Roll Holder



- for Item No. 140M5
- for paper rolls up to 50 cm width

	Bestell-Nr.
	140M5/E1

Cover Paper for roll holder, white, 2 layers



- 590 mm width, 50 m length
- PU = 9 rolls

Characteristics	Item-No.
100 % pulp paper, 2 layers white	570P4/59

picture similar



Cover Paper for roll holder

- for item 140M5, 500 mm width, 45 m length
- PU = 9 rolls
- Characteristics: 100 % pulp paper, 2 layers white

Item-No.
570P4/50



Delivery without accessories

Examination Chair

- examination chair, platform step and holding bar mountable on left or right side
- padded seat and backrest with synthetic cover
- frame coating in selectable RAL colour
- washable cover, selectable colour
- laminated platform top, selectable colour


Technical data

- height of foot platform: 460 mm
- total height incl. backrest: 1250 mm
- total width incl. step: 800 mm
- width without step: 600 mm
- total depth: 1000 mm

Colours

- frame: opal green RAL 6026, ocean blue RAL 5020, grey brown RAL 8019, light green RAL 6027, white aluminum RAL 9006, black RAL 9005
- seat cover imitation leather: bengal red, dark green, grey, white, ocean blue, black
- plastic coated platform tops: white, light grey, textured, beige

Features	Weight	Item-No.
without drawers	37 kg	140M8
with drawer	40 kg	140M8/1

 When placing your order, please indicate the desired colours and the side where the steps and the handrails should be placed.



Leg Rest

- for examination chair 140M8, stand-alone, upholstered, height adjustable and lockable
- chrome-plated frame and star base, imitation leather support pad

Technical data

- height: 400 – 550 mm adjustable
- width: 350 mm
- weight: approx. 3 kg

Colours

- cover imitation leather: bengal red, dark green, grey, white, ocean blue, black

Item-No.
140M8/2



picture similar

Measuring Chair with leg rest

- electromechanical, continuously adjustable height adjustment with 300 mm lifting height
- rotatable and lockable seat with integrated adjustable leg rests
- platform height 400 mm, with drawer and storage compartment
- upon request with one or two lateral holding bars 140M9/1
- frame coating in selectable RAL colour
- washable cover, selectable colour
- laminated platform top, selectable colour

Technical data

- work and platform height: 400 mm
- total height incl. back rest: 1270 mm
- total width: 750 mm
- total depth: 1300 mm
- max. weight load: 150 kg
- power requirements: 230 V / 50 Hz / 1 Ph / 0.5 kW
- weight: 165 kg net

Colours

- frame: opal green RAL 6026, ocean blue RAL 5020, grey brown RAL 8019, light green RAL 6027, white aluminium RAL 9006, black RAL 9005
- seat cover imitation leather: bengal red, dark green, grey, white, ocean blue, black
- plastic coated platform tops: white, light grey, textured, beige

	Item-No.
	140M9



When placing your order, please indicate the desired colours.

without picture

Lateral Support

- for examination chair 140M9

	Item-No.
	140M9/1

Anatomical Chart



- 4-colour print, metal bar at top and bottom hanger
- length: 1000 mm, width: 700 mm

Anatomical Chart	Language	Item-No.
Human skeleton	German	10P1/D
Human skeleton	English	10P1/E
Upper limb	German	10P2/D
Upper limb	English	10P2/E
Lower limb	German	10P3/D
Lower limb	English	10P3/E
Muscle system	German	10P4/D
Muscle system	English	10P4/E
The spine	German	10P5/D
The spine	English	10P5/E
Nervous system	German	10P6/D
Nervous system	English	10P6/E
Vascular system	German	10P7/D
Vascular system	English	10P7/E
Healthy & sick feet	German	10P8/D
Healthy & sick feet	English	10P8/E
Ligaments & Joints	German	10P9/D
Ligaments & Joints	English	10P9/E

Mockup Model

- detailed models of human skeletons, joints and extremities



Mockup Model	Item-No.
Human skeleton	10P20
Miniature human skeleton	10P25
Spine with pelvis	10P30
Foot skeleton	10P40
Hip joint	10P45
Knee joint	10P50
Normal foot	10P60
Flatfoot	10P61
High arch	10P62

Parallel Bars

- steel construction
- height adjustable 640 – 1040 mm, with hole raster system
- walking trail width adjustable by shifting axis 0 – 590 mm
- with angled floor panels
- foldable for easy storage, when not in use
- max. patient weight: max. 135 kg



picture similar

Length	Weight	Item-No.
4000 mm	49 kg	145M3
2000 mm	28 kg	145M3/S

 Deviating lengths and versions as well as versions with ground anchorage available upon request!

Patient & Care Area



Swivel Stool

- stool white imitation leather
- cover aluminum star base
- height adjustable 450 – 590 mm
- with step rollers

Weight	Item-No.
9 kg	140M6



Sit Stand

- black coated, stepless height adjustment, GS-certified

Weight	Item-No.
7 kg	140M1

Workshop Equipment



Workshop Equipment

The workshop is the centre piece of every orthopaedic technology company. The workshop equipment must cover all economic, functional and technical requirements. Short distances and process optimisation are the most important issues. Furthermore, a modern ergonomic working environment must meet the various demands for work safety and accident prevention.

Of course, standard solutions are not always applicable! The main focus must be on each company with their individual business field, employees and specific spatial requirements and to find an optimal concept for it.



For equipping a workshop, the aspects of quality and longevity are the primary goals for us. Therefore we cooperate with a large number of reputable suppliers. A wide range of over 50 available RAL-colours enables us to supply the workshop equipment in your company colours. We would be very pleased to find with you the unique solution for your workshop. You are welcome to contact us anytime!





Work Bench

Features

- bench top: 40 mm beech ply wood
- frame made of section steel and quality sheet metal
- drawer made of quality sheet metal
- aluminum ledge with label strip
- 1 drawer
- 1/2 shelf level

Technical data

- dimensions W x D x H: 750 x 750 x 850 mm
- drawers' height: 120 mm
- drawers' inside dimensions W x D: 500 x 500 mm
- colour: RAL 7035 light grey
- weight: 48 kg net

Item-No.

94M3



Work Bench

Features

- bench top: 40 mm beech ply wood
- frame made of section steel and quality sheet metal
- drawer made of quality sheet metal
- aluminum ledge with label strip
- 1 drawer
- 1/2 shelf level

Technical data

- dimensions W x D x H: 1500 x 750 x 850 mm
- drawers' height: 120 mm
- drawers' inside dimensions W x D: 500 x 500 mm
- colour: RAL 7035 light grey
- weight: 72 kg net

Item-No.

94M2



Work Bench

Features

- bench top: 40 mm beech ply wood
- frame made of section steel and quality sheet metal
- drawer and wing door made of quality sheet metal
- aluminum ledge with label strip
- 1/2 shelf level

Technical data

- dimensions W x D x H: 1500 x 750 x 850 mm
- swing door height (right): 360 mm
- drawers' height (right): 120 mm
- colour: RAL 7035 light grey
- weight: 86 kg net

Item-No.

93M4

Workshop Equipment

Work Bench



Features

- bench top: 40 mm beech ply wood
- frame made of section steel and quality sheet metal
- drawer made of quality sheet metal
- aluminum ledge with label strip

Technical data

- dimensions W x D x H: 2000 x 750 x 850 mm
- drawers' inside dimensions W x D: 500 x 500 mm
- drawers' height of left cabinet: 160, 160, 160 mm
- drawers' height of center cabinet: 120, 120, 120, 120 mm
- drawers' height of right cabinet: 80, 80, 80, 80, 80, 80 mm
- colour: RAL 7035 light grey
- weight: 191 kg net

Item-No.
93M3



Other models and colours available upon request!

Work Table



Features

- bench top: 40 mm beech ply wood
- frame made of section steel and quality sheet metal
- drawer made of quality sheet metal
- aluminum ledge with label strip

Technical data

- dimensions W x D x H: 1500 x 750 x 850 mm
- drawers' inside dimensions W x D: 500 x 500 mm
- drawers' height: 80, 80, 120, 120, 160, 160 mm
- colour: RAL 7035 light grey
- weight: 107 kg net

Item-No.
93M7



Other models and colours available upon request!

Work Table



Features

- bench top: 40 mm beech ply wood
- frame made of section steel and quality sheet metal
- aluminum ledge with label strip

Technical data

- dimensions W x D x H: 1500 x 750 x 850 mm
- drawers' inside dimensions W x D: 500 x 500 mm
- drawers' height: 160, 160, 160 mm
- colour: RAL 7035 light grey
- weight: 90 kg net

Item-No.
93M6

picture similar



Other models and colours available upon request!

Cutting Table



94M1/1

Features

- bench top: 40 mm beech ply wood
- frame made of section steel and quality sheet metal
- drawers made of quality sheet metal
- aluminium ledge with label strip
- 2 drawers (1 x left side and 1 x right side)

Technical data

- drawers' inside dimensions W x D: 500 x 500 mm
- drawers' height: 120 mm
- compartment base (full depth) of zinc-coated sheet metal
- colour: RAL 7035 light grey



94M1/2

W x D x H	Weight	Item-No.
2000 x 750 x 850 mm	105 kg	94M1/1
2000 x 1000 x 850 mm	130 kg	94M1/2

Workshop Equipment



Work Bench

Features

- square steel tube legs 40 x 40 x 2 mm
- bench top: joggled and bonded, solid common beech wood
- drawers made of common beech wood
- 1 drawer on left side, 150 mm height
- 2 lockable drawers on right side, 55 mm height
- back shifted shelf

Technical data

- bench top size thickness x depth: 50 x 700 mm
- work height: 850 mm
- colour: RAL 7035 light grey

Sheet length	Weight	Item-No.
1500 mm	85 kg	92M10/150
2000 mm	100 kg	92M10/200



Work Bench

Features

- square steel tube legs 40 x 40 x 2 mm
- bench top: joggled and bonded, solid common beech wood
- drawers made of common beech wood
- left side with 4 lockable drawers 100 mm high, and back shifted shelf

Technical data

- bench top size thickness x depth: 50 x 700 mm
- work height: 850 mm
- colour: RAL 7035 light grey

Sheet length	Weight	Item-No.
1500 mm	90 kg	92M11/150
2000 mm	105 kg	92M11/200



Work Bench

Features

- square steel tube legs 40 x 40 x 2 mm
- bench top: joggled and bonded, solid common beech wood
- drawers made of common beech wood
- left side with 3 lockable drawers 150 mm high, and 1 swing door right side

Technical data

- bench top size thickness x depth: 50 x 700 mm
- work height: 850 mm
- colour: RAL 7035 light grey

Sheet length	Weight	Item-No.
1500 mm	95 kg	92M12/150
2000 mm	110 kg	92M12/200



Work Bench


Features

- square steel tube legs 40 x 40 x 2 mm
- bench top: joggled and bonded, solid common beech wood
- drawers made of common beech wood
- left side with 1 drawer 150 mm high and 1 cabinet 350 mm with swing door and 2 lockable drawers on right side, 55 mm high

Technical data

- bench top size thickness x depth: 50 x 700 mm
- work height: 850 mm
- colour: RAL 7035 light grey

Sheet length	Weight	Item-No.
1500 mm	90 kg	92M13/150
2000 mm	105 kg	92M13/200



Tool Board

- perforated panel, reinforced reverse side, to mount on a work bench, comes without tool pegs

Technical data

- height: 457 mm
- holes: 9,2 x 9,2 mm
- hole pitch: 38 mm
- colour: RAL 7035 light grey

Length	Item-No.
1486 mm	93M11/1500
1981 mm	93M11/2000



Tool Clamp

- for tool board 93M11/1500 and 93M11/2000, with narrow base plate, turnable pegs
- PU = 5 pieces

Diameter	Item-No.
10 mm	93M15/10
16 mm	93M15/16
25 mm	93M15/25
32 mm	93M15/32


Workshop Equipment



Hook

- for tool board 93M11/1500 and 93M11/2000, with narrow base plate, slope end, Ø 6 mm
- PU = 5 pieces

W x D x H	Item-No.
20 x 50 x 60 mm	93M12/50
20 x 75 x 60 mm	93M12/75



Double Hook

- for tool board 93M11/1500 and 93M11/2000, with narrow base plate, slope end, hook pitch 28 mm, Ø 6 mm
- PU = 5 pieces

W x D x H	Item-No.
60 x 50 x 60 mm	93M13/50
60 x 75 x 60 mm	93M13/75



Plier Bracket

- for tool board 93M11/1500 and 93M11/2000, with broad base plate
- PU = 5 pieces

D x H	Width	Item-No.
20 x 4 mm	55 mm	93M14/2



Storage Box

- for tool board 93M11/1500 and 93M11/2000
- made of plastic, RAL 7016, colour: light grey

W x D x H	Item-No.
130 x 100 x 65 mm	93M18/1
130 x 198 x 90 mm	93M18/2
130 x 298 x 165 mm	93M18/3



Bracket

- for storage box 93M16, for tool board 93M11/1500 and 93M11/2000

W x H	Item-No.
100 x 75 mm	93M17/1
450 x 75 mm	93M17/2



Bench Vise

- forged steel with hardened jaws and adjustable guide rail, receiver for protective jaws, colour: blue


Jaw width	Weight	Item-No.
120 mm	10 kg	76M1/120
140 mm	18 kg	76M1/140
160 mm	25 kg	76M1/160



Rotating Mount

- for item 76M1, rotation range 360°

Bench Vise	Weight	Item-No.
76M1/120	0.5 kg	76M2/1
76M1/140	0.5 kg	76M2/2
76M1/160	0.5 kg	76M2/2



Pipe Clamp Jaw

- for item 76M1, slewable
- PU = 1 piece

Jaw width	Item-No.
120 mm	76M4/120
140 mm	76M4/140
160 mm	76M4/160

scope of supply does not include bench vise



Magnetic Felt Jaws

- with magnetic adhesive strip
- PU = 1 pair

Width	Item-No.
125 mm	165P23



Synthetic Fibre Jaws

- for item 76M1, slewable
- PU = 1 pair

Jaw width	Item-No.
120 mm	76M3/120
140 mm	76M3/140
160 mm	76M3/160



Adjustment Core Clamping Jaws

- safe clamping of prostheses components with pyramid adapter into the clamping table
- magnets facilitate the use of the clamping jaws
- hard-wearing tool made of nickel-plated steel
- suitable for all clamping tables

Attention: Persons and patients with heart pacemakers or other implanted electronic systems must obey the warnings of their supplier about handling magnetic material.

Weight	Item-No.
820 g	76M10

In case of socket adapters that have been laminated in (e.g. 10A1/S) the rotational adjustment with the pyramid adapter may be sluggish. This can be remedied by using the pyramid adapter clamping jaws. Fixate the pyramid adapter in the clamping table using the clamping jaws and turn the socket.



Tube Carrier for Clamping Table

- safe clamping of prostheses components with tube clamping into the clamping table
- hard-wearing tool made of nickel-plated steel
- suitable for all clamping tables

Tube diameter	Weight	Item-No.
30 mm	930 g	76M11/30
34 mm	870 g	76M11/34



Replacement Tube for Tube Carrier 76M11

- replacement tube for tube carrier 76M11

Material	Diameter	Item-No.
Steel	30 mm	76M11/30E2
Steel	34 mm	76M11/34E2

Bench Vice






- forged steel with hardened jaws and adjustable guide rail, colour: blue

Jaw width	Span	Pipe clamping range	Weight	Item-No.
120 mm	150 mm	16 – 55 mm	9 kg	75M1/120
140 mm	200 mm	27 – 70 mm	16 kg	75M1/140
160 mm	225 mm	27 – 100 mm	27 kg	75M1/160
180 mm	225 mm	27 – 100 mm	29 kg	75M1/180

Jaws

- for item 75M1/120, 75M1/140, 75M1/160 and 75M1/180

PU = 1 pair



Jaw width	Description	Item-No.
120 mm	PU with prisms	75M7A/120
140 mm	PU with prisms	75M7A/140
160 mm	PU with prisms	75M7A/160
120 mm	PU with ribbing	75M7B/120
140 mm	PU with ribbing	75M7B/140
160 mm	PU with ribbing	75M7B/160
120 mm	Aluminium with prisms	75M7C/120
140 mm	Aluminium with prisms	75M7C/140
160 mm	Aluminium with prisms	75M7C/160
180 mm	Aluminium with prisms	75M7C/180
120 mm	Clamping surfaces made of special rubber	75M7D/120
140 mm	Clamping surfaces made of special rubber	75M7D/140
160 mm	Clamping surfaces made of special rubber	75M7D/160
180 mm	Clamping surfaces made of special rubber	75M7D/180

Rotating Mount

- rotation range 360°



Bench Vice	Weight	Item-No.
75M1/120	2.5 kg	75M2/120
75M1/140	4.5 kg	75M2/140



Flap Lift

- rotation range 360°, adjustment range 175 mm


Bench Vice	Weight	Item-No.
75M1/120	13.5 kg	75M3/120
75M1/140	13.5 kg	75M3/140



Folding device

- ideal addition to bench vice 75M1
- bench vice can be folded away underneath the work bench using the folding device and thereby procures a free work space

Swivel radius	Folding depth	Weight	Item-No.
390 mm	410 mm	5.5 kg	75M4/120
430 mm	455 mm	5.5 kg	75M4/140

 Upgrade to item 75M1/120 and 75M1/140.


scope of supply does not include bench vise



Standing-Lift

- for item 75M1
- with floor column and base plate
- dimensions: 320 x 320 mm, with pneumatic spring
- adjustable height from 860 to 1060 mm
- 360° rotatable
- colour: blue, other colours available upon request

Bench Vice	Permissible load	Weight	Item-No.
75M1/120	4 – 10 kg	21 kg	75M5/120
75M1/140	10 – 16 kg	21 kg	75M5/140
75M1/160 and 75M1/180	16 – 29 kg	21 kg	75M5/160

 The standing-lift is also suitable for third-party products, please indicate the size and the manufacturer of your clamping table when placing your order.



Lift

- for item 75M1
- suitable for mounting on work benches, with pneumatic spring
- height adjustable around 200 mm
- 360° rotatable
- colour: blue, other colours available upon request

Bench Vice	Permissible load	Weight	Item-No.
75M1/120	4 – 10 kg	11 kg	75M6/120
75M1/140	10 – 16 kg	11 kg	75M6/140
75M1/160	16 – 29 kg	11 kg	75M6/160
75M1/180	16 – 29 kg	11 kg	75M6/160



The lift is also suitable for third-party products, please indicate the size and the manufacturer of your clamping table when placing your order.



Mobile Rack

- for sheet materials, comes with 5 sections and guide rollers

Technical data

- dimensions W x D x H: 800 x 420 x 610 mm
- weight: 20 kg net

Item-No.
95M30



Tool Cabinet

Features

- made of quality sheet metal
- single door with cylinder lock
- 1 plastic drawer inside
- 2 zinc-plated built-in shelves

Technical data

- dimensions W x D x H: 500 x 500 x 1000 mm
- colour: RAL 7035 light grey
- weight: approx. 30 kg net

Item-No.
93M11

Workshop Equipment



Cabinet with Drawers

Features

- made of sheet metal
- with 6 drawers on ball-bearings
- aluminum ledge with label strip

Technical data

- dimensions W x D x H: 625 x 600 x 810 mm
- colour: cabinet and drawers RAL 7035 light grey
- weight: approx. 72,3 kg net

Number of drawers	Drawers x height	Item-No.
6	3 x 80 mm, 2 x 120 mm, 1 x 240 mm	93M21



Cabinet with Drawers

- also suitable for item 168P500

Features

- 4 drawers on ball-bearings with drawe slide lock, max. load per drawer 60 kg
- aluminum ledge with label strip
- central locking

Technical data

- dimensions W x D x H: 640 x 645 x 820 mm
- colour: RAL 7035 light grey
- weight: 82 kg

Number of drawers	Drawers x height	Item-No.
4	1 x 60 mm, 1 x 120 mm, 2 x 180 mm	93M10/7



Material Cabinet

Features

- made of sheet metal
- swing doors
- recessed handle with 3-bar lock and 2 keys
- 4 galvanised sheet steel shelves, adjustable in 15 mm-steps

Technical data

- max. load per shelf: 70 kg
- colour: RAL 7035 light grey

W x D x H	Weight	Item-No.
930 x 400 x 1950 mm	58 kg	93M9/40
930 x 500 x 1950 mm	85 kg	93M9/50

picture similar

Storage Cabinet



Features

- made of sheet metal
- with 15 built-in metal shelves and 2 swing doors
- incl. 28 PE plastic storage boxes W x D x H: 150 x 234 x 122 mm
- incl. 54 PE plastic storage boxes W x D x H: 103 x 168 x 76 mm

Technical data

- Dimensions: W x D x H: 700 x 1980 x 300 mm
- colour: RAL 7035 light grey
- load capacity shelf: 20 kg
- total load capacity: 320 kg
- Weight: approx. 92.1 kg

Item-No.
93M10/1

Storage Box



- made of PE plastic

W x D x H (outside)	Item-No.
103 x 160 x 75 mm	97M10/1
150 x 230 x 125 mm	97M10/2
210 x 350 x 145 mm	97M10/3
210 x 350 x 200 mm	97M10/4
315 x 500 x 200 mm	97M10/5
230 x 500 x 115 mm	97M10/6



Colours: blue, red, yellow, green


Cross Connection



- for shelving systems up to 2000 mm height
- Colour: zinc
- for shelf stabilisation, necessary for each first and third shelf

Shelf height	Item-No.
2171 mm	97M12

scope of supply does not include the shelf system



Shelving System

- suitable for multi-functional and easily changeable shelf settings, simple mounting with plug in-connectors


Features

- 2 T-profile frames
- 1 base panel
- 1 top panel
- 3 shelf panels

Technical data

- Dimensions W x D x H: 1000 x 500 x 2000 mm
- shelf load: 150 kg
- colour: RAL 7035 light grey

Item-No.
97M7



Extension Shelf Rack

- for item 97M7

Features

- 1 T-profile frame
- 1 base panel
- 1 top panel
- 3 shelf panels

Technical data

- dimensions W x D x H: 1000 x 500 x 2000 mm
- shelf load: 150 kg
- colour: RAL 7035 light grey

Item-No.
97M7/A



Shelf Panel

- for shelving systems of 500 mm shelf depth, sheet metal

Technical data

- shelf load: 250 kg
- colour: RAL 7001 silver grey

Item-No.
97M8



scope of supply does not include content

Panel Rack

- made of steel, plastic coated

Features

- 4 x shelf panels
- 2 x bearer frames

Technical data

- dimensions W x D x H: 2200 x 1100 x 2500 mm
- shelf panel size: 2000 x 1000 mm
- shelf depth: 1100 mm
- max. load per shelf level: 550 kg net
- bay load: 2200 kg
- colour: RAL 5010 blue
- weight: 177 kg net

Item-No.
97M1




Shelf Panel

- for item 97M1, made of zinc-plated steel, incl. 2 plastic coated cross beams

Technical data

- dimensions: W x D: 2200 x 1100 mm
- colour: RAL 5010 blue
- weight: 37 kg net

Item-No.
97M2



picture similar

Storage Rack

- made of steel, plastic coated

Features

- 2 x side bearers
- 2 x cross beams
- 1 x cross beam with 5 tubular dividers

Technical data

- dimensions W x D x H: 1115 x 500 x 1980 mm
- colour: RAL 5010 blue
- weight: 50 kg net

Item-No.
97M3



Waste Container

- with zinc-plated insert, extractable to the front

Technical data

- dimensions: W x D x H: 450 x 450 x 870 mm
- colour: RAL 7001 silver grey
- weight: approx. 23,5 kg net

	Item-No.
	140M12



Swivel Chair

- Swivel Chair with PU-foam seat, black
- gas lift height adjustment: 430 – 560 mm
- plastic five-star base: Ø 630 mm
- casters optionally hard (for soft floors, 140M10/H) or soft (for hard floors, 140M10/W)

	Item-No.
	140M10/H
	140M10/W

Plaster Casting & Plaster Modelling



Plaster Casting & Plaster Modelling

The increasing price pressure makes efficient, i. e. time- and cost reducing processes more important for a company than anytime in the past. In the plaster and modelling room, optimisation of the workflow is of special importance. The time consuming tasks can be reduced to a minimum by an efficient floor plan with properly placed equipment. Equipping the plaster- and modelling room demands special considerations concerning the project plan, as special constructions must be planned such as for example the integration of angled frames into the concrete floor. Of course we can offer especially coordinated equipment for the water supply and -drain.

In order to construct prostheses and orthopaedic aids, proper devices and tools are of enormous importance! With our construction- and casting devices, you are laying the corner stone for excellent functional properties and for optimal customer care.

The following pages represent a choice of our standard products. Of course, we also can offer special custom-made equipment for the plaster area.

We are looking forward to assist you with guidance and resources in order to realise your special demands to make the most out of your floor plan!



Plaster Casting & Plaster Modelling



Casting Apparatus with Baseplate


- for plaster casting under body load incl. base plate 145M21 and one casting ring set 145M22/S
- mobile use with transport castors and -handle
- space saving due to built-in folding mechanism
- quick-adjustment lever provides even easier height settings of the casting apparatus in seconds
- high quality, sturdy choice of material
- exact adjustment options by means of crank handle

Technical data

- space required: 2000 x 2000 mm
- dimensions W x D x H: 900 x 600 x 1120 mm

Item-No.

145M20

 The firmly mounted transport castors and -handle allow mobile use of the device by simply pulling or pushing it effortlessly to the requested location. Due to the integrated folding mechanism, the device can be stowed away or transported in a vehicle easily.



Baseplate

- for plaster casting apparatus 145M20

Item-No.

145M21



Attachment Plate

- for plaster casting apparatus 145M20, incl. 2 pressure wedges 145M24

Item-No.

145M23



Pressure Wedge

- for attachment plate 145M23 of plaster casting apparatus 145M20

Item-No.

145M24

Plaster Casting & Plaster Modelling

Supporting Device for AK-plaster casting



- enables with 145M20 the processing of thigh plaster negative casts with AK casting rings under body load

Item-No.

145M30

scope of supply does not include AK casting ring

Plaster Casting Apparatus with Baseplate and Supporting Device for AK-Plaster Casting

Complete set




- complete set with items 145M20 and 145M30
- enables the manufacture of thigh plaster negative casts with ischial containment thigh form rings under body load
- very well suited for patients with limited standing abilities
- mobile use with transport castors and -handle
- space saving due to built-in folding mechanism
- quick-adjustment lever provides even easier height settings of the casting apparatus in seconds
- high quality, sturdy choice of material
- exact adjustment options by means of crank handle

Technical data

- work space requirements: 2000 mm x 2000 mm
- dimensions W x D x H: 900 mm x 600 mm x 1120 mm

Item-No.

145M40

 The firmly mounted transport castors and -handle allow mobile use of the device by simply pulling or pushing it effortlessly to the requested location. Due to the integrated folding mechanism, the device can be stowed away or transported in a vehicle easily.

Plaster Casting & Plaster Modelling



AK Casting Ring Set

- version „ischial containment“, with receiving hole for an AK-trial-measuring-system

Side	Circumference	Item-No.
left	36 cm	165P20/L36
right	36 cm	165P20/R36
left	37 cm	165P20/L37
right	37 cm	165P20/R37
left	38 cm	165P20/L38
right	38 cm	165P20/R38
left	39 cm	165P20/L39
right	39 cm	165P20/R39
left	40 cm	165P20/L40
right	40 cm	165P20/R40
left	41 cm	165P20/L41
right	41 cm	165P20/R41
left	42 cm	165P20/L42
right	42 cm	165P20/R42
left	43 cm	165P20/L43
right	43 cm	165P20/R43
left	44 cm	165P20/L44
right	44 cm	165P20/R44
left	45 cm	165P20/L45
right	45 cm	165P20/R45
left	46 cm	165P20/L46
right	46 cm	165P20/R46
left	47 cm	165P20/L47
right	47 cm	165P20/R47
left	48 cm	165P20/L48
right	48 cm	165P20/R48
left	49 cm	165P20/L49
right	49 cm	165P20/R49
left	50 cm	165P20/L50
right	50 cm	165P20/R50
left	52 cm	165P20/L52
right	52 cm	165P20/R52
left	54 cm	165P20/L54
right	54 cm	165P20/R54
left	56 cm	165P20/L56
right	56 cm	165P20/R56
left	58 cm	165P20/L58
right	58 cm	165P20/R58


Continues on next page

Plaster Casting & Plaster Modelling

AK Casting Ring Set (continuation)



Side	Circumference	Item-No.
left	60 cm	165P20/L60
right	60 cm	165P20/R60
left	62 cm	165P20/L62
right	62 cm	165P20/R62
left	64 cm	165P20/L64
right	64 cm	165P20/R64
Set left + right	44-pcs. all sizes	165P20/S

 This technique guarantees a secure fixation of form rings for casting or for measuring the stump.

Multifunction Transfer Apparatus



- fixing of round and angular one- and two-way suction tubes and of diverse plaster model rods possible up to 35 mm
- fixing of the prosthetic socket can be done either with the tube adapter or with the SACH-foot adapter
- horizontal shifting of the upper and lower fixing by 50 mm each is possible in order to transfer extreme socket positions
- firmly integrated, easily readable height scale (900 mm)
- high quality, durable materials
- steplessly rotatable by 360° degrees via wing screw

Technical data


- dimensions W x D x H: 240 x 330 x 1000 mm

Scope of supply

- multifunction transfer apparatus
- tube adapter
- SACH-foot adapter
- two way vacuum pipe

Designation	Item-No.
Multifunction Transfer Apparatus	145M50
Tube Adapter	15A5/S100
S.A.C.H.-Foot-Adapter	16A9/M10
Two Way Vacuum Pipe	168P78

scope of supply does not include bench vise and lift

 The multifunction transfer apparatus is steplessly rotatable by 360°!

Plaster Casting & Plaster Modelling



Cross Line Laser

- self-levelling for horizontal and vertical application, for prosthetic alignment or as plumb-line for casting
- beyond self-levelling range, the device turns off automatically
- integrated pendular blocking unit prevents damages during transport
- the cross laser is a line laser, generating a horizontal and vertical laser line


Technical data

- Weight: 0.3 kg
- measuring accuracy: ± 2 mm / 10 m
- levelling range: $\pm 3^\circ$ ($\pm 5\%$)
- batteries: 3 x AA 1.5
- laser category: 2 (635 nm)
- auto shut-off

Accessories

- protective bag
- wall mount
- target board
- batteries

	Item-No.
	145M27

 The cross line laser is quickly and easily to calibrate and the beam is well visible even in day light. Fields of application are prosthetics, orthotics and diagnosis.



Aluminum Tripod

- with crank handle, light weight, for item 145M27
- double adjustability of the stands, integrated level

Technical data

- height: 670 – 1880 mm
- rank lift: 300 mm
- weight: 1,5 kg net

	Item-No.
	145M26



Stainless Steel Basin

- for watering of plaster bandages

W x D x H	Content	Item-No.
530 x 325 x 150 mm	21.0 litres	166P25/1
530 x 162 x 150 mm	9.0 litres	166P25/2

Plaster Casting & Plaster Modelling



Plaster Silo

Features

- sturdy design made of square steel tube
- container made of 1,5 mm sheet metal steel
- plaster discharge in front with slide
- fine allotable plaster quantity with conveyer screw
- cover lid easy to open with safe retention via 2 gas springs
- removable grate with opening device for plaster bags
- lid with dust seal

Technical data

- dimensions W x D x H: 750 x 750 x 1320 mm
- capacity: 340 litre / 320 kg
- conveyer screw: Ø 95 mm
- pipe: Ø 100 mm
- colour: RAL 7035 light grey

Features	Weight	Item-No.
without wheels	82 kg	151M3
with wheels	88 kg	151M3/F



Plaster Work Table


Features

- table top with stainless steel sheet metal cover, canted sides provide full protection of table top
- frame made of square steel tube, stainless steel
- left side with 2 galvanized depositing grates
- right side with 1 galvanized depositing grate

Technical data

- dimensions W x D x H: 1800 x 900 x 850 mm
- weight: 115 kg net

Item-No.
151M5



Grate

- zinc-plated, mesh size 34 x 38 mm

W x D x H	Item-No.
700 x 830 x 30 mm	151M9

 Different sizes of grate-frames are custom-made upon customer's request!

Plaster Casting & Plaster Modelling



Plaster-Grinding Basin

- ceramic, temperature resistant up to 65 °C

Technical data

- outside dimensions W x D x H: 700 x 500 x 200 mm
- colour: white
- weight: 36 kg net

Item-No.
151M8



Sink Base Cabinet

- for item 151M8, made of steel sheet with side panels and two height adjustable front legs, two rear mount links and two swing doors with handle

Technical data

- dimensions W x D x H: 685 x 480 x 650 mm
- colour: RAL 9016 white
- weight: 20 kg net

Item-No.
151M8/U



Holder for Wall-Mounting

- for item 151M8, square steel tube, 30 x 30 mm with height adjustable base and mounting set

D x H	Weight	Item-No.
480 x 650 mm	4 kg	151M8/H



Plaster Separation Sink

- plastic, consists of 2 sinks with drain valves
- 3-chamber-system

Technical data

- dimensions W x D x H: 430 x 310 x 320 mm
- space requirements W x D x H: 450 x 400 x 320 mm
- weight: 3.2 kg net

Item-No.
151M4

Plaster Casting & Plaster Modelling



scope of supply does not include inlet-/outlet hose

Plaster Separator


- with closed 4-chamber separation system made from sturdy polypropylene
- easy and quick cleaning by means of insert foils
- absolutely tight lid prevents odours
- transparent material for visual control

Technical data

- total height: 320 mm
- drain height: 245 mm
- outer / inner Ø: 340 / 295 mm
- volume capacity: 14 litres
- inlet connection: 1 1/2"
- outer / inner Ø: 47 mm / 39 mm
- outlet connection: outer Ø 50 mm
- weight: 2,1 kg

	Item-No.
	151M14

 Scope of supply includes 1 x replacement sheet.



Insert Foils

- for plaster separator 151M14
- PU = 25 pieces

	Item-No.
	151M14/1



Water Draining Pump

- for plaster separator 151M14
- for quick removal of the residual water from the plaster separator

Technical data

- total length: 480 mm
- stroke length: 135 mm
- flow volume: 100 ml / stroke
- material: aluminium

	Item-No.
	151M14/2

Plaster Casting & Plaster Modelling



Drainage hose

- for plaster separator 151M14
- Connection sleeve Ø 50 mm
- Drain socket Ø 40/50 mm
- Length 750 mm

Bestell-Nr.

151M14/3



Supply hose, flexible and straight

- for plaster separator 151M14
- Connection 1.5"
- Hose diameter 28 mm

Item-No.

151M14/4



DENTABS

- plaster sink-sedimentation aid
- hinders the development of odours caused by mostly plaster
- incl. dosage basket

Sales unit

Item-No.

Pack with 12 pcs

116P18/12

Pack with 25 pcs

116P18/25



Plaster Bandage Trolley

- mobile steel cabinet with 2 drawers, 2 swing doors and 1 adjustable built-in shelf, push handle, 4 guide rollers Ø 125 mm, 4 rubber wall bumpers and seamless table top with 3-sided gallery

W x D x H

Weight

Item-No.

630 x 580 x 930 mm

62 kg

151M6/63

930 x 580 x 1080 mm

74 kg

151M6/93

picture similar

Plaster Casting & Plaster Modelling

Plaster Waste Bin



- made of plastic

Technical data

- dimensions W x D: 830 x 570 mm
- capacity: 106 l

Features	Weight	Height	Item-No.
with base frame, 2 swivel and 2 fixed wheels	10 kg	550 mm	151M1
without base frame	6 kg	400 mm	151M2
Base frame, 2 swivel and 2 fixed wheels	4 kg		151M1/U

Waste Bin



- made of plastic, round
- capacity: approx. 80 l

Features	Weight	Dimensions Ø x H	Item-No.
without base frame	3.5 kg	650 x 390 mm	151M10
with base frame, 1 swivel and 2 fixed wheels	7 kg	650 x 540 mm	151M11

Basic Shelf Rack for Plaster Cast Models



without extension shelf

- shelving system, simple mounting with plug in-connectors

Features

- 2 T-profile frames
- 1 base panel
- 1 top panel
- 3 shelf panels (shelf load: 250 kg)
- 2 grid shelves (shelf load: 150 kg)

Technical data

- dimensions W x D x H: 1000 x 500 x 2000 mm
- Colour: RAL 7035 light grey

Item-No.
97M5

Plaster Casting & Plaster Modelling



picture similar

Extension Shelf Rack for plaster cast models

- extension shelf rack for 97M5

Features

- 1 T-profile frame
- 1 base panel
- 1 top panel
- 3 shelf panels (shelf load: 250 kg)
- 2 grid shelves (shelf load: 150 kg)

Technical data

- W x D x H: 1000 x 500 x 2000 mm
- Colour: RAL 7035 light grey

	Item-No.
	97M5/A



Wire Mesh File

Length	Form	Item-No.
280 mm	flat	158P5/F
300 mm	round	158P5/R



Spare Wire Mesh

Length	Form	Item-No.
280 mm	flat	158P6/F
300 mm	round	158P6/R



Plaster Bucket

- made of plastic with spout and graduation

Litres	Item-No.
10.5	164P1

Plaster Casting & Plaster Modelling



Mixing Bowl

- made of rubber

Litres	Item-No.
0.5	164P7



Plaster Moulding Spatula

- one side oval pointed, one side rectangular, plastic coated handle

Width	Item-No.
12 mm	166P17/12
16 mm	166P17
20 mm	166P17/20



Modelling Spatula made of Plastic Material

- to gently remove HTV-silicone residue from mechanical and electronical silicone rollers / calenders
- perfectly suitable for modelling plaster, wax, plasticine and silicone
- PU = 1 piece

Colour	Length	Item-No.
blue	approx. 200 mm	166P24



Plaster Trowel

- stainless steel, with wooden handle

Width	Item-No.
40 mm	166P19/40
50 mm	166P19/50
60 mm	166P19/60



Plaster Scoop

- stainless steel, Ø 100 mm, capacity 850 ml

Length	Item-No.
280 mm	166P18

Plaster Casting & Plaster Modelling



Plaster Stirrer

- stainless steel, max. Ø approx. 85 mm

Length	Item-No.
500 mm	166P23



Plaster Mixer


- for airbubble-free mixing of plaster and liquid silicones
- for wall- or table mount
- vacuum device with maintenance-free injector pump
- sturdy and powerful motor
- easy installation
- automatic- and manual switch
- installed vibrator
- incl. mixing bowl 500 ml
- incl. table stand

Technical data

- dimensions W x D x H: 240 x 220 x 400 mm
- revolutions per minute: 425
- power requirements: 230 V / 50 Hz / 1 Ph / 0.25 kW
- weight: 15 kg
- colour: white

Item-No.
90E20

scope of supply does not include tripod.

 for all maintenance work at the plaster mixer, we recommend to use the special oil for plaster mixer, item-no. 90E20/E1 (volume 500 ml).

Mixing Bowl for Plaster Mixer 90E20

- mixing bowl with agitator
- for mixing liquid plaster and RTV-silicones



90E20/500

Filling volume	Material	Item-No.
300 ml	Plastic	90E20/300
500 ml	Plastic	90E20/500
875 ml	Plastic	90E20/875
1200 ml	Steel	90E20/1200

Orthopaedic Shoe Technology



Orthopaedic Shoe Technology

The orthopaedic shoe technology aims on production and repair of shoe inserts and orthopaedic bespoke shoes. For manufacturing and finishing of for example customised shoe inserts, you will need special grinding- and finishing machines, for which we also are able to offer matching tools and accessories.



Orthopaedic Shoe Technology



Foot Measuring Device „Heider“

- material: impact-proof polystyrene
- scale: from 18 to 47 and from 2 to 12

Length	Item-No.
335 mm	163P5



Podotrack

Material

- patented imprinting measurement chart for quick foot pressure analysis

Application

- imprinting measurement chart for early detection of foot pressure problems, such as for example flat-, splay-, hollow- or club feet, usable for diabetic or rheumatic foot syndrome
- for diagnostic documentation by professionals in orthopaedics, podiatry or sports science

Characteristics

- simple and hygienic use, transportable and usable anywhere; for static and dynamic foot pressure analyses

PU = 100 pieces

Dimensions L x W	Item-No.
390 x 160 mm	98P8



Please follow the instruction manual!



Foot Imprint Device

- ink roller, ink, contour scribe, rubber raster plate, pad with 100 blank foot imprint charts and 10 pieces protective foil for foot hygiene

Item-No.
98P4

Orthopaedic Shoe Technology

without picture

Rubber Grid Plate

- for item 98P4


Dimensions	Item-No.
420 x 235 x 2 mm	98P4/E



Paint Roller

- for item 98P4

Item-No.
98P4/R



Foot Imprint Chart Pad

- for item 98P4
- PU = 100 Sheets

Dimensions	Item-No.
380 x 165 mm	98P5/G
400 x 140 mm	98P5



Ink

- without oil

Content	Colour	Item-No.
27 ml	blue	210V41



Shoemaker's Anvil

- cast iron, galvanized

Weight	Item-No.
2 kg	164P15

Cobbler's Stand


- 7 inserts, height adjustable up to max. 930 mm
- for working seated or standing



picture similar

Weight	Item-No.
24 kg	164P13

Orthopaedic Shoe Technology



Adhesive Work Station

with integrated exhaustor

Features

- cabinet with 3 drawers 180 mm on the right side
- left table leg with grounded socket, switch, compressed air quick-coupling, manometer, compressed air control
- bench top with integrated grid for applying adhesive
- exhaustor size 1, suction nozzle Ø 100 mm
- 3 m exhaust hose
- 3 m power cord with grounded plug

Technical data

- dimensions W x D x H: 1260 x 630 x 760 mm
- suction capacity: 150 m³/h
- colour: RAL 7035 light grey / 7037 medium grey
- power requirements: 230 V / 50 Hz / 1 Ph / 0,018 kW

Item-No.
90M10



Caution! The adhesive work station is destined only for the extraction of fumes during the processing of solvent-based adhesives! See chapter lamination station and deep drawing technology for suitable suction arms.



Adhesive Work Station

with integrated exhaustor

Features

- cabinet with 3 drawers 180 mm on the right side
- left table leg with grounded socket, switch, compressed air quick-coupling, manometer, compressed air control
- extendable grid for applying adhesive
- exhaustor size 1, suction nozzle Ø 100 mm
- 3 m exhaust hose
- 3 m power cord with grounded plug

Technical data


- dimensions W x D x H: 1260 x 630 x 760 mm
- suction capacity: 150 m³/h
- colour: RAL 7035 light grey / 7037 medium grey
- power requirements: 230 V / 50 Hz / 1 Ph / 0,018 kW

Item-No.
90M11



Caution! The adhesive work station is destined only for the extraction of fumes during the processing of solvent-based adhesives! See chapter lamination station and deep drawing technology for suitable suction arms.

Orthopaedic Shoe Technology



picture similar

Adhesive Work Station

with integrated exhaustor and active carbon filter

Features


- cabinet with 3 drawers 180 mm on the right side
- left table leg with grounded socket, switch, compressed air quick-coupling, manometer, compressed air control
- bench top with integrated grid for applying adhesive
- exhaustor size 1, suction nozzle Ø 100 mm
- active carbon filter including mounting device
- 3 m power cord with grounded plug

Technical data

- dimensions W x D x H: 1260 x 630 x 760 mm
- suction capacity: 150 m³/h
- colour: RAL 7035 light grey / 7037 medium-grey
- power requirements: 230 V / 50 Hz / 1 Ph / 0,018 kW

Item-No.
90M12

J Replacement activated carbon filter is available under item-no. 90M18. Caution! The adhesive work station is destined only for the extraction of fumes during the processing of solvent-based adhesives! See chapter lamination station and deep drawing technology for suitable suction arms.



Adhesive Suction Table

Features

- lowered application surface, surrounded with suction slots
- integrated exhaustor
- adjustable working height
- two adjustable shelves
- exhaust connector: Ø 100 mm, incl. 3 m suction hose

Technical data

- dimensions W x D x H: 1260 x 630 x 850-1040 mm
- power requirements: 230 V / 50 Hz / 1 Ph
- colour: RAL 7035 light grey

Suction capacity	Capacity	Weight	Item-No.
150 m ³ /h	0.018 kW	58 kg	90M15/1523
350 m ³ /h	0.09 kW	59 kg	90M16/1523

J Caution: The adhesive suction table is approved only to exhaust vapors occurring during working with adhesives containing solvents. The adhesive suction table is optionally available with activated carbon filter incl. mounting (item-no 90M17).



Shoemaker's Stool

- beech tree wood, 4 legs with cross beam

Seat height	Weight	Item-No.
approx. 470 mm	4 kg	140M2



Eyelet Punch Press

- manual arbor press for insertion of eyelets, hooks and snap fasteners, as well as for hole punching
- comes with thread M6 for upper die


Outreach	Item-No.
150 mm	168P1



Die for Eyelet

- for item 168P1
- PU = 1 piece

Dimensions	Item-No.
7 x 4 x 4.5 mm	W60P4
8 x 4 x 5 mm	W60P5
9 x 4 x 5 mm	W60P6
10 x 5 x 5.5 mm	W60P8
12 x 6 x 6 mm	W60P10
15 x 8 x 6 mm	W60P12

 Please refer to our materials catalogue for matching eyelets!



Die for Lacing Hook

- for item 168P1
- PU = 1 piece

Head dimension	Item-No.
6.5 x 8 mm	W62P1
9 x 10 mm	W62P5

 Please refer to our materials catalogue for lacing hooks!

Orthopaedic Shoe Technology



Die for Snap Fastener

- for item 168P1
- PU = 1 piece

Head diameter	Item-No.
13 mm	W64P12
15 mm	W64P13

 Please refer to our materials catalogue for matching snap fasteners!



Revolving Eyelet Punch Press

- turret manual arbor press, consists of 10 different dies resp. inserts
- for eyelets, hooks and snap fasteners, also for hole punching

Outreach	Item-No.
105 mm	168P20



Replacement Parts

- for item 168P20, dies always consist of one upper and one lower die

Replacement Parts	Size in mm	Item-No.
Upper die kit, small	1	168P20/1
Upper die kit, medium	2	168P20/2
Upper die kit, large	3	168P20/3
Hole Punch Tube	3.0	168P20/3,0
Hole Punch Tube	4.5	168P20/4,5
Hole Punch Tube	6.0	168P20/6,0
Snap fastener die	4	168P20/4
Snap fastener die	5	168P20/5
Hook die	6	168P20/6
Hook die	7	168P20/7
Brass support	8	168P20/8

Orthopaedic Shoe Technology



Hole Punch and Brass Support

- for Eyelet Punch Press 168P1 or Revolver Eyelet Punch Press 168P20

Hole diameter	Item-No.
2 mm	162P3/2
3 mm	162P3/3
4 mm	162P3/4
5 mm	162P3/5



Manual Rolling Mill

- for splitting and levelling of leather, rubber or plastic, exact parallel guide via rollers and gear wheel transmission

Technical data

- dimensions W x D x H: 470 x 250 x 440 mm
- base area: 240 x 300 mm
- working width: 140 mm
- splitting and equalizing range: 2 – 8 mm
- weight: 25 kg net

Item-No.
70M2



Cutting-, Levelling-, Sharpening-, Splitting- and Pressure Machine

- to proces all types of leather, rubber and other materials - except for hard materials and metals
- with long steel arm and welt pressing device

Technical data

- dimensions W x D x H: 560 x 200 x 550 mm
- footprint: 130 x 190 mm
- cutting: to 190 mm width, material thickness: 0,5 – 6 mm
- sharpening and splitting: to 30 mm, material thickness: 2 – 8 mm
- weight: 20 kg net

Item-No.
70M4



Cutting wheel

- spare part for item 70M4

Item-No.
70M4/R



Shoe Stretcher „Eupedus“

- „double boot unit“, incl. 2 sets of shoe lasts and rests

Weight	Item-No.
30 kg	70M1/DST



Shoe Stretcher „Eupedus“

- „single boot unit“, incl. 1 set of shoe lasts and rest

Weight	Item-No.
20 kg	70M1/ST



Vacupress 850 Deep Drawing Device

- for orthopaedic technology

Features

- vacuum pump with circulating oil lubrication
- vacuum flow: 25 m³/h
- vacuum vessel: 25 l
- adjustable vacuum control: -0,45 bar to -0,95 bar
- vacuum max.: -0,95 bar / 5 mbar absolute
- additional vacuum connection for external vacuum consumers
- water separation
- 3 m power cord with CEE plug 5 x 16 A

Technical data

- dimensions W x D x H: 960 x 1050 x 1070 mm
- frame size: 850 x 685 mm
- power requirements: 400 V / 50/60 Hz / 3 Ph / 0,75 kW at 50 Hz 0,9 kW at 60 Hz
- weight: approx. 145 kg

Item-No.
168P505



Can be used for central vacuum unit in the workshop!

Orthopaedic Shoe Technology

Vacupress, Deep-Drawing Unit

Tabletop device for connection to an external vacuum pump

Features

- equipped with a soft flexing mat
- manual vacuum adjustment
- vacuum and ventilation separately adjustable
- connection with 3 m vacuum hose Ø 13 mm (inner Ø)
- with integrated small-filter and non-return valve

Technical data

- frame dimensions W x D (outer dimensions): 350 x 570 mm
- outer dimensions W x D x H: 360 x 660 x 180 mm
- weight: 18 kg



open



closed

Item-No.

168P530

Vacupress DUAL, Deep-Drawing Unit

with a frame that is double as broad

- tabletop device for connection to an external vacuum pump

Features

- equipped with a soft flexing mat
- manual vacuum adjustment
- vacuum and ventilation separately adjustable
- connection with 3 m vacuum hose Ø 13 mm (inner Ø)
- with integrated small-filter and non-return valve

Technical data

- frame dimensions W x D (outer dimensions): 570 x 570 mm
- outer dimensions W x D x H: 610 x 660 x 140 mm
- weight: 22 kg




open



closed

Item-No.

168P530/D



Vacuum Pump

- for item 168P530 and 168P530/D
- also suitable for mobile use

Features

- oil- and maintenance free
- filter / water separator 1/4"
- manual ON / OFF switch integrated in electric cord
- connection with 3 m vacuum hose \varnothing 13 mm (inner \varnothing)

Technical data

- quoted suction volume: 6m³/h = 6000 l/h
- final pressure: 60 mbar
- power requirements: 230 V / 50 – 60 Hz / 1 Ph / 0,27 kW
- dimensions incl. accessory W x D x H: 280 x 200 x 265 mm
- weight: 9,5 kg

Item-No.
168P533



We recommend the filter/water trap 1/4" Item-No. 168P532!

without picture

Filter / Water Trap 1/4"

- accessory for item 168P533

Technical data

- connection: 1/4"
- for vacuum hose: \varnothing 13 mm (inner \varnothing)

Item-No.
168P532

Orthopaedic Shoe Technology



Vacupress 620 SIII

- table-top deep-drawing device

Features

- vacuum- and electronically time-controlled autom. heating
- heating grid, sidewise extractable
- metallised crystal panel heating
- heating period adjustable with digital timer
- LED display
- 3 heating units which can be activated separately, each unit includes 3 heating pipes
- „Unilock“ single lever quick-action clamp for sheet material or milling maths 0,1 – 7,0 mm
- without adjustment, horizontally mobile
- work place lighting
- oil- and maintenance free
- 3 m power cord with CEE plug 5 x 16 A

Technical data

- dimensions W x D x H: 750 x 590 x 1050 mm
- frame size: 450 x 600 mm
- vacuum aggregate: 0,45 kW / 12 m³/h
- heating: 5400 W, infrared, 9-lines
- power requirements: 400 V / 50 – 60 Hz / 3 Ph / 5,9 kW
- colour: RAL 7035/5017 light grey/medium blue
- weight: 147 kg net

	Item-No.
	168P500



Cabinet with Drawers

- also suitable for item 168P500

Features

- 4 drawers on ball-bearings with drawe slide lock, max. load per drawer 60 kg
- aluminum ledge with label strip
- central locking

Technical data

- dimensions W x D x H: 640 x 645 x 820 mm
- colour: RAL 7035 light grey
- weight: 82 kg


Number of drawers	Drawers x height	Item-No.
4	1 x 60 mm, 1 x 120 mm, 2 x 180 mm	93M10/7

without picture

Heat Monitoring Switch

- for 168P500, 3-step, for individual monitoring of the 3 heating elements

	Item-No.
	168P501

 Recommended for regular activating works.

Orthopaedic Shoe Technology



without vacupress and oven


Base Cabinet

- for item 168P500
- with 2 shelves, including castor swivels, lockable

Technical data

- dimensions W x D x H: 575 x 630 x 780 mm
- colour: RAL 7035 light grey
- weight: 36 kg

	Item-No.
	168P502

 The convection oven size 1 (item-no. 168P503) can be integrated without problems.



Rubber Board

- for item 168P500

W x D x H	for Item-No.	Item-No.
600 x 450 x 1.2 mm	168P500	168P510



Rubber Mat

- for item 168P500, 168P505, 168P530 and 168P530/D, soft, very elastic

W x D x H	for Item-No.	Item-No.
600 x 450 x 2.0 mm	168P500	168P516
850 x 680 x 2.0 mm	168P505	168P517
700 x 510 x 2.0 mm	168P530	168P519
700 x 700 x 2.0 mm	168P530/D	168P518

Orthopaedic Shoe Technology



Convection Oven Size 1

consistent with base frame 168P502

- for item 168P502

Features

- casing inside and outside made of stainless steel
- door with big window, opening to the front
- both sides of the door are suspended on springs
- 1 grate / 1 tray as a standard feature
- heating control light
- thermostat steplessly adjustable from 50 °C – 250 °C
- timer steplessly adjustable 0 – 120 min
- ON/OFF control light

Technical data

- 1 fan motor
- heating: 1 x 2400 W
- power requirements: 230 V / 50 – 60 Hz / 1 Ph / 2,5 kW
- outer dimensions W x D x H: 527 x 450 x 316 mm
- inner dimensions W x D x H: 404 x 308 x 254 mm
- weight: 20 kg

Item-No.
168P503

Orthopaedic Shoe Technology



Orthopaedic High-speed Press

with separate heel press and integrated compressor unit

Features

- 3/4 sole cushions with constant cushion filling
- separate heel press
- long V-type pressure arm
- 12 pairs internal pressure plates
- orthopaedic presses attached to right and left side, clearance 450 mm
- both pressure arms with full cushions
- bottom construction with door and compressor unit
- approx. 1 m power cord with grounded plug

Technical data

- dimensions W x D x H: 1130 x 615 x 2000 mm
- power requirements: 230 V / 50 Hz / 1 Ph / 1.1kW
- colour: RAL 7035 light grey
- weight: 390 kg

Item-No.

168P92/1523



Orthopaedic High-speed Press

with separate heel press for connection to existing compressed air unit

Features

- 3/4 sole cushions with constant cushion filling
- separate heel press
- long V-type pressure arm
- 12 pairs internal pressure plates
- orthopaedic presses attached to right and left side, clearance 450 mm
- both pressure arms with full cushions
- bottom construction with door

Technical data

- dimensions W x D x H: 1130 x 615 x 1900 mm
- colour: RAL 7035 light grey
- weight: 320 kg

Item-No.

168P93



Orthopaedic Press

with built-in compressor unit

Features

- two pressure arms, clearance 450 mm
- one full cushion
- one semi-high cushion
- bottom construction with door and compressor unit
- 2 m power cord with CEE plug 5 x 16 A

Technical data

- dimensions W x D x H: 630 x 615 x 1900 mm
- power requirements: 400 V / 50 Hz / 3 Ph / 0,55 kW
- colour: RAL 7035 light grey
- weight: 167 kg

Item-No.

168P94/3540

Orthopaedic Shoe Technology



Orthopaedic Press

for connection to existing compressed air unit

Features

- two pressure arms, clearance 450 mm
- one full cushion
- one semi-high cushion
- bottom construction with door

Technical data

- dimensions W x D x H: 560 x 615 x 1900 mm
- colour: RAL 7035 light grey
- weight: 146 kg

Item-No.

168P95



Internal Pressure Plate Set

- for items 168P550, 168P92, 168P93
- PU = 24 pairs

Item-No.

168P555



Pressure Cushion

- for items 168P550, 168P552, 168P92, 168P93, 168P94, 168P95
- medium-high for rapid press, exchangeable with plug-in fitting

Item-No.

168P556



Three-Quarter Cushion

- for items 168P550, 168P552, 168P92, 168P93, 168P94, 168P95
- for rapid press, exchangeable with plug-in fitting

Item-No.

168P558

Orthopaedic Shoe Technology




Full Cushion

- for items 168P550, 168P552, 168P92, 168P93, 168P94, 168P95
- for rapid press, exchangeable with plug-in fitting

Item-No.

168P559



Zig-zag Double Lockstitch Sewing Machine

Features

- with bottom feed
- electric motor
- infinitely adjustable zig-zag extended stitch width
- for processing of thin and thick materials
- needle system 134R
- AC starter motor
- integrated knee lever
- finger-, belt- and thread lever protection
- zipper foot, open on right side
- table with treadle and drawer
- LED spot lamp
- 2 m power cord with grounded plug


Technical data

- dimensions W x D x H: 1050 x 500 x 1500 mm
- stitches: max. 5000/min
- stitch width: max. 6 mm
- stitch length: max. 5 mm
- clearance below foot presser: max. 7 mm
- power requirements: 230 V / 50 – 60 Hz / 1 Ph / 0,25 kW
- weight: approx. 55 kg net

Item-No.

40M5

 Other models and used equipment available upon request!




Spare Bobbin for Zig-Zag Double Lockstitch Sewing Machine 40M5

- for item 40M5

Item-No.

40M5/E1



Sewing Machine Needle

- for item 40M4 and 40M5
- needle system 134R
- PU = 10 pieces

Thickness	Item-No.
0.7 mm	157P20/70
0.8 mm	157P20/80
0.9 mm	157P20/90
1.0 mm	157P20/100
1.1 mm	157P20/110



Adler Long-Arm Sewing Machine 30/10

- for light upper leather

Features

- feeder rotatable in all directions
- adjustable thread lever
- Adler foot operation stand with drawer (only 40M1/F)
- 2 m power cord with grounded plug (only 40M1/E)

Technical data

- dimensions W x D x H: 850 x 500 x 1140 mm
- arm length: 470 mm
- stitches: max. 350/min
- stitch length: max. 5 mm
- presser foot travel: max. 8 mm
- weight: approx. 90 kg net

Features	Item-No.
with foot operation	40M1/F
with electric motor (230 V / 50 – 60 Hz / 1 Ph / 0.37 kW)	40M1/E



Used equipment available upon request!



Adler Long-arm Sewing Machine 30/70

- for heavy and strong leather

Features

- feeder rotatable in all directions
- adjustable thread lever
- alternating current starter motor with primary reduction gear, Adler-foot and motor operation stand, 2 m power cord with grounded plug (only 40M2/E)

Technical data

- dimensions W x D x H: 850 x 500 x 1140 mm
- arm length: 470 mm
- stitches: max. 300/min
- stitch length: max. 5 mm
- presser foot travel: max. 12 mm
- weight: approx. 90 kg net

Features	Item-No.
with foot operation	40M2/F
with electric motor (230 V / 50 – 60 Hz / 1 Ph / 0.37 kW)	40M2/E



Used equipment available upon request!



Sewing Machine Needle

- for item 40M1 und 40M2
- PU = 10 pieces

for Item-No.	Thickness	Item-No.
40M1	1.0 mm	157P40/100
40M1	1.1 mm	157P40/110
40M1	1.2 mm	157P40/120
40M1	1.3 mm	157P40/130
40M1	1.4 mm	157P40/140
40M1	1.6 mm	157P40/160
40M2	1.0 mm	157P30/100
40M2	1.1 mm	157P30/110
40M2	1.3 mm	157P30/130
40M2	1.4 mm	157P30/140

Orthopaedic Shoe Technology



picture similar

Single Needle Double Stitch Post Bed Sewing Machine

- for light to medium weight materials
- suitable for ornamental and attachment seams as well as edged hems for shoe shafts and shaft parts

Features

- latest easy to use technology
- including resopal table, fully assembled
- needle up and down position
- controlled sewing speed
- needle system 134

Technical data

- stitches per minute: max. 3000
- stitch length: max. 4,5 mm
- top roller Ø: 35 mm
- power requirements: 230 V / 50 – 60 Hz / 1 ph / 0,37 kW
- weight: 85 kg

Item-No.
40M4

Lockstitch Sewing Machine

- universally applicable for strongest materials

Features

- feed via upper presser foot
- pressure infinitely adjustable
- 2,5 m power cord with CEE plug 5 x 16 A

Technical data

- dimensions W x D x H: 620 x 550 x 1640 mm
- stitches: max. 160 per minute
- stitch length: 3 – 14 mm
- sewing capacity: max. 27 mm
- power requirements: 400 V / 50 Hz / 3 Ph / 0,75 kW
- colour: RAL 7035/7037 light grey/dust grey
- weight (in wooden box): 195 (240) kg

Item-No.
40M7



Sewing Machine Needle

- for item 40M7



Thickness	Item-No.
4 mm	157P45/4
6 mm	157P45/6

Orthopaedic Shoe Technology



Heavy Duty Thread

- for item 40M7

Colour	Weight	Item-No.
off-white	350 g	99T5



Skiving Machine

- only suitable for machining of upper leather

Features

- incl. table
- transport motor
- integrated dust suction ventilator
- 2 m power cord with grounded plug

Technical data

- dimensions W x D x H: 1050 x 550 x 1150 mm
- power requirements: 230 V / 50 Hz / 1 Ph / 0,75 kW
- weight: 87 kg net / 150 kg gross

Item-No.
40M9


 Other models available upon request!



Table Sander

Features

- tool holder M16 or 5/8"
- integrated extraction
- foldaway and removable hood for dust reduction, incl. dust bag
- 2 m power cord with grounded plug
- without tool heads

Technical data

- speed 2820 RPM
- dimensions W x D x H: 430 x 360 x 400 mm
- power requirements: 230 V / 50 Hz / 1 Ph / 0,55 kW
- colour: RAL 7035 light grey
- weight: 16 kg

Thread	Item-No.
M16	10M20/16
5/8"	10M20/58

picture similar

Orthopaedic Shoe Technology

without picture

Filter Bag

- accessory to 10M20

Item-No.
10M20/F



Combined Finishing Machine


Features

- integrated suction unit
- additional motor with naumkeag sander
- twin cutter: heel cutter on top, sole cutter on bottom
- front taper Ø 80 mm with bayonet closure (MK3)
- 2 sanding belts
- revolving polishing tools with 3 reversible shafts and 6 polishing tools, switching between tools by means of handwheel
- 3 m electric cord with CEE plug 5 x 16 A

Technical data

- dimensions W x D x H: 1300 x 815 x 1615 mm
- sanding belt width: 1 x 40 mm, 1 x 100 mm
- sanding belt length: 1650 mm, contact wheel: Ø 170 mm
- power requirements: 400 V / 50 Hz / 3 Ph / 4,31 kW
- colour: RAL 7035 light grey
- weight: 415 kg

Item-No.
96M20/3540

 Other models available upon request!



Horsehair Wheel Brush

- for item 96M20, 96M6

Dimensions	Colour	Item-No.
240 x 60 mm	brown	161P15/B



Buffing Wheel

- for item 96M20, 96M6

Dimensions	Item-No.
200 x 60 mm	161P16

Orthopaedic Shoe Technology

Trimming and Sanding Machine




Features

- integrated suction unit
- additional motor with naumkeag sander
- twin cutter: heel cutter on top, sole cutter on bottom
- front taper Ø 80 mm with bayonet closure (MK3)
- 2 sanding belts
- 3 m power cord with CEE plug 5 x 16 A

Technical data

- dimensions W x D x H: 1200 x 815 x 1615 mm
- 1 x sanding belt: 40 x 1650 mm, contact wheel: Ø 170 mm
- 1 x sanding belt: 100 x 1480 mm, contact wheel: Ø 110 mm
- power requirements: 400 V / 50 Hz / 3 Ph / 3,76 kW
- colour: RAL 7035 light grey
- weight: 370 kg

	Item-No.
	96M21/3540


 Other models available upon request!

Sanding Drum



- for item 96M21, on bayonet, for main shaft, left

Dimensions	Item-No.
50 x 60 mm	161P17

 For item 96M7 available upon request.

Sanding Sleeve



- for item 161P17
- PU = 10 pieces

Dimensions	Grain size	Item-No.
190 x 48 mm	K 24	161P18/24
190 x 48 mm	K 80	161P18/80
190 x 48 mm	K 120	161P18/120

Guide



- for sanding drum 161P17

	Item-No.
	161P18



Belt Sanding Machine


Features

- integrated suction unit
- additional motor with naumkeag sander
- front taper Ø 80 mm with bayonet closure (MK3)
- 2 sanding belts
- 3 m power cord with CEE plug 5 x 16 A

Technical data

- dimensions W x D x H: 750 x 815 x 1615 mm
- 1 x sanding belt: 40 x 1650 mm, contact wheel: Ø 170 mm
- 1 x sanding belt: 100 x 1480 mm, contact wheel: Ø 110 mm
- power requirements: 400 V / 50 Hz / 3 Ph / 2,1 kW
- colour: RAL 7035 light grey
- weight: 235 kg

	Item-No.
	96M22/3540

 Other models available upon request!



Trimmer, complete

- for items 96M20, 96M21 and 96M22
- left-hand cutting, on bayonet, for cutter without shoulder in dura quality

Trimming width	Item-No.
2.5 mm	161P9/25
3.0 mm	161P9/30
4.0 mm	161P9/40
5.0 mm	161P9/50
6.0 mm	161P9/60
8.0 mm	161P9/80
10.0 mm	161P9/100

 For items 96M6, 96M7 and 96M8 available upon request.



Replacement Cutter

- for item 161P9, left-hand cutting


Trimming width	Item-No.
2.5 mm	161P9/25E
3.0 mm	161P9/30E
4.0 mm	161P9/40E
5.0 mm	161P9/50E
6.0 mm	161P9/60E
8.0 mm	161P9/80E
10.0 mm	161P9/100E



Heel Cutter Head

- for item 96M21
- left-hand cutting, with 18 mm cutter, adjustable width via protective cap

Width	Item-No.
18 mm	161P10

 For item 96M7 available upon request.



Replacement Cutter

- for item 161P10

Width	Item-No.
18 mm	161P10/E



Egg Shape Rasp Head

- for items 96M20, 96M21 and 96M22
- left-hand cutting on bayonet

Ø Head x length	Item-No.
25 x 35 mm	161P11

 For items 96M6, 96M7 and 96M8 available upon request.



Finger Shape Rasp Head

- for items 96M20, 96M21 and 96M22
- left-hand cutting on bayonet

Ø Head x length	Item-No.
25 x 50 mm	161P12

 For items 96M6, 96M7 and 96M8 available upon request.



Sole Trimmer

- for items 96M20, 96M21 and 96M22
- arched on bayonet

Width	Item-No.
20 mm	161P14



For items 96M6, 96M7 and 96M8 available upon request.



Sanding Sleeves

- for item 96M20, 96M21, 96M22, 96M6, 96M7 and 96M8
- left fold, arched, Ø 90 mm
- PU = 10 pieces

Grain size	Item-No.
K 60	161P55/60
K 80	161P55/80
K 100	161P55/100
K 120	161P55/120



Tapered Sleeves

- for item 96M20, 96M21, 96M22, 96M6, 96M7 and 96M8
- for heel breaster
- PU = 1 piece

Grain size	Item-No.
K 40	161P13

Sanding Belt



- endless, for shoemakers' machines
- EM = External Make

L x W / grain size	for Machine	Item-No.
1480 x 40 mm / K 24	FF	107P51/24
1480 x 40 mm / K 40	FF	107P51/40
1480 x 40 mm / K 60	FF	107P51/60
1480 x 40 mm / K 80	FF	107P51/80
1480 x 40 mm / K 120	FF	107P51/120
1480 x 100 mm / K 24	96M7, M, M21, M22	107P52/24
1480 x 100 mm / K 40	96M7, M, M21, M22	107P52/40
1480 x 100 mm / K 80	96M7, M8, M21, M22	107P52/80
1650 x 40 mm / K 24	96M6, 96M7, M8, M20, M21, M22	107P53/24
1650 x 40 mm / K 40	96M6, 96M7, M8, M20, M21, M22	107P53/40
1650 x 40 mm / K 80	96M6, 96M7, M8, M20, M21, M22	107P53/80
1650 x 40 mm / K 12	96M6, 96M7, M8, M20, M21, M22	107P53/120
1650 x 100 mm / K 24	96M20	107P54/24
1650 x 100 mm / K 40	96M20	107P54/40
1650 x 100 mm / K 80	96M20	107P54/80
1650 x 100 mm / K 120	96M20	107P54/120
1390 x 100 mm / K 24	FF	107P55/24
1390 x 100 mm / K 40	FF	107P55/40
1390 x 100 mm / K 80	FF	107P55/80

Halogen-Infralux Processor



- for processing of solvent-free adhesives

Features


- switchable lamp (halogen-quartz light)
- handle
- ventilator to avoid heat congestion

Technical data

- space requirements W x D x H: 330 x 430 x 630 mm
- power requirements: 230 V / 50 Hz / 1 Ph

Item-No.
96M4

Silicone Processing



Silicone Processing

Silicone processing requires special machines and tools. For example, when silicone is mixed and rolled out into sheets, continuously adjustable rollers are necessary to produce the required material thickness. Especially the electrically driven rollers must meet high safety standards.

On the following pages, you will find a selection of our machinery and tool assortment, which has been coordinated to meet these high demands.



Mixing Board



Material

- waxed special paper

Application

- for mixing of Episil und Abdosil

Characteristics

- with anti-slip coating to avoid displacement

PU = 1 board with 50 sheets

Dimensions L x W	Item-No.
240 x 150 mm	75E1

Scissors



- small, bent, with micro-teeth on lower blade, specially recommend for cutting silicone
- PU = 1 piece

Length	Item-No.
130 mm	50E7

Scissors



- small, bent, vertical tip, specially recommend for cutting silicone
- PU = 1 piece

Length	Item-No.
145 mm	50E17

Silicone Spatula



- flexible
- wide, for mixing of liquid silicones
- PU = 1 piece

Length	Total length	Item-No.
105 mm	205 mm	50E5

Silicone Processing



Silicone Spatula

- small, for modelling of moldable silicones and acrylics
- PU = 1 piece

	Item-No.
	50E6



Alginate Spatula

- for mixing and applying of Alginate item-no. 1E2
- PU = 1 piece

	Item-No.
	50E4



Modelling Spatula made of Plastic Material

- to gently remove HTV-silicone residue from mechanical and electrical silicone rollers / calenders
- perfectly suitable for modelling plaster, wax, plasticine and silicone
- PU = 1 piece

Colour	Length	Item-No.
blue	approx. 200 mm	166P24



Processing Roller

- conical
- for processing of moldable silicones
- PU = 1 piece

	Item-No.
	50E3



Processing Roller

- cylindrical
- for processing of moldable silicones
- PU = 1 piece

Length	Diameter	Item-No.
150 mm	8.0 mm	50E15

Processing Roller



- cylindrical
- for processing of moldable silicones
- PU = 1 piece

Length	Diameter	Item-No.
120 mm	5.0 mm	50E16

Double-Sided Spatula, Small



- for modelling of wax and silicones
- PU = 1 piece

Item-No.
50E21

Modelling Instrument



- for modelling of wax and silicones
- PU = 1 piece

Item-No.
50E2

Tweezers



- with angled, toothed point
- PU = 1 piece

Item-No.
50E8

Wax Knife



- for modelling of wax and silicones
- PU = 1 piece

Length	Item-No.
170 mm	50E9

Silicone Processing



Scalpel

- sterile
- with plastic handle
- PU = 10 pieces

	Item-No.
	160P100



Scalpel handle „Standard, fig. 4“

- solid flat handlesuitable for blades fig. 18-36length = 140 mmPU = 1 piece

	Item-No.
	50E26



Scalpel Blade

- sterile
- small blade for detailed works
- for scalpel handle item-no. 50E26
- PU = 100 pieces

Size	Item-No.
Fig. 24	50E27



Measuring Cup

- polypropylene
- transparent
- with calibration
- PU = 1 piece

Filling volume	Hight	Diameter	Item-No.
3000 ccm	242 mm	170 mm	90E29/3000
5000 ccm	270 mm	210 mm	90E29/5000

Plaster Mixer




- for airbubble-free mixing of plaster and liquid silicones
- for wall- or table mount
- vacuum device with maintenance-free injector pump
- sturdy and powerful motor
- easy installation
- automatic- and manual switch
- installed vibrator
- incl. mixing bowl 500 ml
- incl. table stand

Technical data

- dimensions W x D x H: 240 x 220 x 400 mm
- revolutions per minute: 425
- power requirements: 230 V / 50 Hz / 1 Ph / 0.25 kW
- weight: 15 kg
- colour: white

	Item-No.
	90E20

scope of supply does not include tripod.

 for all maintenance work at the plaster mixer, we recommend to use the special oil for plaster mixer, item-no. 90E20/E1 (volume 500 ml).

Mixing Bowl for Plaster Mixer 90E20

- mixing bowl with agitator
- for mixing liquid plaster and RTV-silicones



90E20/500

Filling volume	Material	Item-No.
300 ml	Plastic	90E20/300
500 ml	Plastic	90E20/500
875 ml	Plastic	90E20/875
1200 ml	Steel	90E20/1200



Hand Grinder with Knee-Control Unit

- for fine grinding- and milling tasks

Handpiece

- high performance grinder with comfortable handling
- low weight
- low noise and vibrations
- smooth running

Accessories handpiece

- collet Ø 2,35 mm
- connection cord between handpiece and control unit
- handpiece rest
- protective disk with support
- magnifier
- armrest

Technical data handpiece

- speed range: clockwise rotation 1000 – 50000 RPM, counter-clockwise rotation limited to 5000 RPM
- dimensions: L x Ø: 165 x 29 mm
- max. torque: 7 Ncm
- weight: 355 g

Knee-control unit

- 4 storable programs
- constant rotation speed by automatic adjustment
- 4-colour display for easy recognition of the stored programs
- quick access to preset rotation speeds and torques

Accessories knee-control unit

- 2,5 m power cord with grounded plug

Technical data knee-control unit

- dimensions W x D x H: 95 x 280 x 235 mm
- power requirements: 100 – 240 V / 50 – 60 Hz / 1 Ph / 0,22 kW
- weight: 3 kg

Item-No.
90E14



Carbide Cutting Bit

- u-conical shape with flat point, tothing, for sharp-edged milling works in plastic and metal
- PU = 1 piece

	Item-No.
	60E1



Cutting Bit, Drum

- carbide cutting bit with spiral bevel tothing for silicone, cone shape with round point, for soft plastics and silicone, long tool life
- PU = 1 piece

	Item-No.
	60E2



Carbide Cutting Bit

- drum shape with flat point, spiral bevel tothing, for area-measured milling works in plastic and metal
- PU = 1 piece

	Item-No.
	60E10



Carbide Cutting Bit

- drum shape with round point, fine spiral bevel tothing, for fine milling works in plastic and metal
- PU = 1 piece

	Item-No.
	60E9



Cutting Bit for Silicone, Cone

- carbide cutting bit with special tothing for silicone, conical shape with round point, for soft plastics and silicone, long tool life
- PU = 1 piece

	Item-No.
	60E11



Cutting Bit for Silicone

- carbide cutting bit with special tothing for silicone, bulb shape with round point, for soft plastics and silicone, long tool life
- PU = 1 piece

	Item-No.
	60E12



Cutting Bit for Silicone

- carbide cutting bit with special tothing for silicone, slim cone shape with round point, for soft plastics and silicone, long tool life
- PU = 1 piece

	Item-No.
	60E13



Spindle Holder

- for clamping of polishing wheels, wire wheels and cutting wheels
- PU = 1 piece

	Item-No.
	60E14



Carbon Polishing Wheel

- for clamping on spindle holder item 60E14, for cutting of metal
- Sales unit = 10 pieces


	Item-No.
	60E15



Fleece Polishing Wheel

- for clamping on spindle holder item 60E14
- for fine machining of RTV silicone plasticine and PVC
- PU = 10 pieces

Diameter	Item-No.
28 mm	60E16



Polishing Wheel

- for clamping on spindle holder item 60E14
- for fine machining of RTV silicone plasticine, PVC and metal
- max. revolution: 10.000 RPM
- PU = 10 pieces

	Item-No.
	60E17



Wire Wheel

- for clamping on spindle holder item 60E14, for machining of foam and for roughening of silicone
- PU = 6 pieces


Diameter	Item-No.
21 mm	60E18



Sanding Cylinder

- with rubber coating, for clamping of sanding sleeves item 60E20
- PU = 1 piece

Diameter	Item-No.
9 mm	60E19



Sanding Sleeves

- for clamping on sanding cylinder item 60E19, for sanding of plastic, plaster and silicone
- PU = 100 pieces

Diameter	Item-No.
9.5 mm	60E20



Plaster Cutter, Ball

- cone shape with point, rough tothing, for sanding works on plastic, metal and plaster
- PU = 1 piece

Item-No.
60E6



Plaster Cutter, Cone

- cone shape with round point, rough tothing, for rough sanding works on plastic, metal and plaster
- PU = 1 piece

Item-No.
60E7

Plaster Cutter, Pointed



- carbide cutting bit, slim conical shape with point, fine cross toothing, for fine sanding works on plastic, metal and plaster
- PU = 1 piece

	Item-No.
	60E8

Silicone Polisher



- for finishing silicone surfaces
- max. revolution: 15.000 RPM
- PU = 5 pieces

	Item-No.
	60E4

Polishing Brush



- in connection with polishing paste item 60E21, for polishing of acrylics
- PU = 1 piece

	Item-No.
	60E5

Polishing Paste



- for use with polishing brush item 60E5, for polishing of acrylic nails
- PU = 1 piece

Content	Item-No.
200 g	60E21



Sand Paper Holder

- for clamping of sand paper
- PU = 1 piece

	Item-No.
	60E3



Sand Paper

Material

- sand paper grit 240

Application

- for sand paper holder item-no. 60E3
- for fine sanding of surfaces made of plastic, metal and plaster

PU = 10 m

	Item-No.
	60E22

Silicone Work Station



picture similar

Features

- dust suction unit
- 3 drawers
- 4 sockets
- connections for gas, electro and compressed air
- front table for suction mouth
- flexible work lamp
- adjustable working height

Technical data

- dimensions W x D x H: 1240 x 620 x 820 – 950 mm
- scope of adjustment: 6 adjustments à 25 mm
- power requirements: 230 V / 50 – 60 Hz / 1 Ph / max. 1 kW
- weight: approx. 130 kg
- colour: gentian blue

Item-No.

90E50

The total consumption of the connected electrical devices must not exceed 12 A.

Electric Silicone Roller



- for mixing of large quantities of silicone
- for rolling out big silicone sheets from 0,1 to 20 mm thickness

Features

- integrated soft-touch-control-panel in the casing
- foot pedal with emergency-off function
- electric adjustable roller distance
- manual hand crank for emergencies
- safety devices

Technical data

- digital display of roller distance: 0 – approx. 20 mm
- max. roller sheet dimension: 650 x 720 mm
- dimensions of rollers: Ø 200 mm x 740 mm
- machine dimensions W x D x H: 1140 x 650 x 1300 mm
- digital display: 0,1 mm accuracy
- motor speed: 1480 RPM
- output power: 510 Nm
- power requirements: 230 V / 50 Hz / 1 Ph / 1,5 kW
- nominal current: 9 A
- control voltage: 24 V DC
- weight: 340 kg net
- colour: RAL 7035 light grey

Item-No.

90E30



Manufactured according to valid VDE standards and CE guidelines.



Electric Silicone Roller

desktop unit

- for mixing and rolling of silicone of 0,1 mm to 15 mm material thickness

Features

- integrated soft-touch control panel in the casing
- emergency-off switch at the casing
- foot pedal
- manually adjustable roller distance by hand lever
- digital indication of roller distance
- safety device in front of rollers
- automatic opening of the rollers by emergency-off bar
- backlight behind rollers

Technical data

- digital display of roller distance from 0 – approx. 15 mm
- roller dimensions: Ø 100 x 400 mm
- machine dimensions W x D x H: 780 x 530 x 580 mm
- digital display: accuracy 0,1 mm
- roller speed: step 1 – 10)
- power requirements: 230V / 50-60 Hz / 1 Ph / 0,37 kW
- weight: 170 kg
- colour: RAL 7035 lightgrey

Item-No.

90E33



picture similar

Mechanical Silicone Roller

- for mixing of small quantities of silicone (up to 100 g) and for rolling out silicone sheets

Features

- 2 manually operated chromed rollers, rotating in opposite direction
- manually adjustable roller gap

Technical data

- dimensions: W x D x H: 600 x 350 x 310 mm
- diameter of rollers: 100 mm
- length of rollers: 350 mm
- roller gap: 0,1 – 3 mm, manually adjustable in 15 different steps
- max. sheet size: 300 x 300 mm
- colour of metal parts: RAL 7035 light grey
- weight: approx. 64 kg net

Item-No.

90E35



For cleaning use Heptan item-no. 83E4.



Acrylic-Lacquer



Material

- acrylic lacquer aerosol

Application

- for insulating of plaster cast moulds

Characteristics

- clear
- shiny
- quick-drying

PU = 1 tin

Content	Item-No.
500 ml	117P8



If used with HTV-silicones, remove the model while still warm.


Autoclave



- high pressure device for polymerisation of acrylics (e. g. fingernails)
- incl. 1 m charging hose
- material: coated aluminum
- capacity: 4,0 liter
- outer dimensions: H 22 cm x Ø 24,5 cm
- inner dimensions: H 13,5 cm x Ø 20,5 cm
- operating temperature: 45 °C
- weight: 3,11 kg

Item-No.
70E2

Lamination Station & Deep Drawing Technology



Lamination Station & Deep Drawing Technology

When working at lamination work stations, various hazardous materials are used. Therefore, numerous facts such as room volume, extraction capacity and clean air return, as well as industrial health, safety and emissions must be considered when planning a perfect lamination room concept. These factors are not only subject to the regional or national accident prevention regulations, but also to the local emission directives.





All our lamination stations have been constructed and manufactured in compliance with the strictest possible legal guidelines. It is our goal to find an optimal overall solution for your company environment, i. e. your main activities and your room concept.

In deep drawing technology, plastic materials are thermoplastic-formed and therefore must be heated to a designated temperature as simple as possible. For this process, we supply various circulating-air-heating cabinets, infrared-ovens, heating plates and deep drawing tools.

Lamination Station & Deep Drawing Technology



Adhesive / Resin Work Station

for connection to a central exhaustor

Features

- drawer block on the right side with 3 lockable drawers 150 mm and section for laminating device
- left table leg with 1 each socket, switch, quick-coupling, manometer, air pressure control
- beech wood top, d = 50 mm, glued wood
- integrated, closeable application grid 500 x 340 mm with drip tub
- suction channel with 3 closeable push-grids
- connection for suction tube Ø 150 mm
- swivelling, closeable aluminium suction hood
- 3 m power cord with grounded plug

Technical data

- dimensions W x D x H: 1600 x 780 x 1000 mm (height without aluminium suction hood)
- working height: 850 mm
- power requirements: 230 V / 50 Hz / 1 Ph
- colour: RAL 7035 light grey

Item-No.

90M6/1523



Electric socket must be connected to the power supply system.



Adhesive / Resin Work Station

with explosion-protected exhaustor

Features

- drawer block on the right side with 3 lockable drawers 150 mm and section for laminating device
- left table leg with 1 each socket, switch, quick-coupling, manometer, air pressure control
- beech wood top, d = 50 mm, glued wood
- integrated, closeable application grid 500 x 340 mm with drip tub
- suction channel with 3 closeable push-grids
- connection for suction tube Ø 150 mm
- swivelling, closeable aluminium suction hood
- explosion-protected exhaustor
- 3 m power cord with CEE plug 5 x 16 A

Technical data

- volume flow: 1100 m³/h
- dimensions W x D x H: 1600 x 780 x 1000 mm (height without aluminium suction hood)
- working height: 850 mm
- power requirements: 400 V / 50 Hz / 3 Ph / 0,55 kW
- colour: RAL 7035 light grey

Item-No.

90M7/3540

Lamination Station & Deep Drawing Technology

Resin Casting Work Station



scope of supply does not include bench vise
picture similar

- suction flow of 1100 cbm/h provides strong suction to area of rollers table and floor
- additionally installed suction arm is used for punctual suction
- complete technical device is located inside the riser which also provides storage space for materials, tools and equipment

Features


- explosion-proof axial fan, filter device
- 2 receivers for reinforcement- or sheeting material
- motor switch ON/OFF
- top part with 3 m power cord, CEE plug 5 x 16 A
- base part with electric supply 230 V (grounded plug) with quick action connector for the compressor unit

Technical data

- work bench W x D x H: 1600 x 750 x 900 mm
- top cabinet W x D x H: 1600 x 440 x 1400 mm
- exhaust nozzle: Ø 315 mm
- sound level: 62 dBA
- power requirements axial fan: 400 V / 50 Hz / 3 Ph / 0,25 kW
- power requirements work bench: 230 V / 50 Hz / 1 Ph
- colour: RAL 7035 light grey

Item-No.

90M1

 Special coatings are available upon request! Replacement air filter (PU = 5 pieces) available (item-no. 90M1/F).

Resin Casting Work Station



scope of supply does not include bench vise
picture similar


- like item 90M1, for work areas low-ceilinged rooms

Technical data

- work bench W x D x H: 1600 x 750 x 900 mm
- top cabinet W x D x H: 1600 x 440 x 1100 mm
- exhaust nozzle: Ø 315 mm
- sound level: 62 dBA
- power requirements axial fan: 400 V / 50 Hz / 3 Ph / 0,25 kW
- power requirements work bench: 230 V / 50 Hz / 1 Ph
- colour: RAL 7035 light grey

Item-No.

90M4

 Special coatings are available upon request! Replacement air filter (PU = 5 pieces) available (item-no. 90M1/F).

Lamination Station & Deep Drawing Technology

Suction Arm



90M25

- suitable for mounting near resin casting stations or adhesive work stations
- energy saving due to low pressure loss

Features

- adjustable friction joints made of white polypropylene (PP)
- tubes made of thin walled, anodised aluminium
- round suction hood NW 250 mm, powder coated white aluminium
- support spring and threaded rod made of stainless steel
- with tightly closing shut-off valve

Technical data

- suction arm: Ø 75 mm
- suction hood: Ø 250 mm
- recommended air flow: 150 m³/h (40 l/s)

Suction arm for table mount, incl. mounting plate

Range	Weight	Item-No.
max. 1250 mm	3.05 kg	90M24/1250
max. 850 mm	2.55 kg	90M24/850




90M26

Suction arm for wall mount, incl. wall support

Range	Weight	Item-No.
max. 1500 mm	5.7 kg	90M25/1500
max. 800 mm	4.7 kg	90M25/800

Suction arm for ceiling mount

Range	Weight	Item-No.
max. 1500 mm	5.7 kg	90M26/1500
max. 900 mm	4.7 kg	90M26/900

 **90M26: Scope of supply does not include ceiling bracket. Various sizes available upon request.**

Spring Balancer

for vertical fixation of the filling funnel during lamination tasks



load capacity	Item-No.
0.5 – 1.5 kg	140M14

Lamination Station & Deep Drawing Technology



Safety Storage Cabinet

- in accordance with EN 14470-1 (type 90), for storing and keeping flammable liquids and solids at the work place (TRGS 510)

Features

- outer body made of powder-coated steel sheet; inner body coated with chemical-resistant laminate and PP-edges
- high quality fire protection seals in the entire joint area
- easy moving drawer stops in any desired position; integrated thermo release closes drawer automatically in case of fire
- GS-approved
- liquid-proof pull-out tray with approx. 50 kg load capacity, incl. perforated stainless steel sheet insert
- castors with base panel (height = 30 mm) for simple moving of the cabinet, safe positioning of the cabinet by integrated castor locks

Technical data

- outer dimensions W x D x H: 1102 x 574 x 630 mm (incl. castors)
- inner dimensions W x H x D: 980 x 450 x 500 mm
- exhaust connection: Ø 50 mm
- colour: RAL 7035 light grey
- weight: approx. 165 kg

Note

The safety base cabinet can also be operated without connection to a technical exhaust system (suction ventilator) under conditions of TRGS 510 Attachment 3 and BGR 104 (collection of examples 2.2.8).

	Item-No.
	92M2

 We recommend the explosion-proof extractor fan 92M4 and air-circulation filter add-on unit 92M8.

Lamination Station & Deep Drawing Technology

Safety Storage Cabinet with Folding Door



scope of supply does not include content

- in accordance with EN 14470-1 (type 90), for storing and keeping flammable liquids and solids at the work place (TRGS 510)

Features

- space saving folding door provides maximum work space in front of the cabinet while door is open
- door mechanism buffered by air spring with locking unit for easy storing and removing
- integrated thermo release closes door automatically in case of fire
- 3 shelf panels (load capacity per shelf panel 75 kg, if load is evenly distributed)
- bottom tray (capacity 33 litres) with perforated sheet insert

Technical data

- outer dimensions W x D x H: 1196 x 616 x 1968 mm
- inner dimensions W x D x H: 1050 x 524 x 1742 mm
- exhaust connection: Ø 75 mm
- colour: RAL 7035 light grey
- weight: approx. 420 kg

Note

The safety base cabinet can also be operated without connection to a technical exhaust system (suction ventilator) under conditions of TRGS 510 Attachment 3 and BGR 104 (collection of examples 2.2.8).

Item-No.
92M1

 We recommend the explosion-proof extractor fan 92M4 and air-circulation filter add-on unit 92M7.

Safety Storage Cabinet with Folding Door



- in accordance with EN 14470-1 (type 90), for storing and keeping flammable liquids and solids at the work place (TRGS 510)

Features

- space saving folding door provides maximum work space in front of the cabinet while door is open
- door mechanism buffered by air spring with locking unit for easy storing and removing
- integrated thermo release closes door automatically in case of fire
- 3 shelf panels (load capacity per shelf panel 75 kg, if load is evenly distributed)
- bottom tray (capacity 22 litres) with perforated sheet insert

Technical data

- outer dimensions W x D x H: 596 x 616 x 1968 mm
- inner dimensions W x D x H: 450 x 524 x 1742 mm
- exhaust connection: Ø 75 mm
- colour: RAL 7035 light grey
- weight: approx. 260 kg

Note

The safety base cabinet can also be operated without connection to a technical exhaust system (suction ventilator) under conditions of TRGS 510 Attachment 3 and BGR 104 (collection of examples 2.2.8).

Item-No.
92M3

 We recommend the explosion-proof extractor fan 92M4 and air-circulation filter add-on unit 92M7.

Lamination Station & Deep Drawing Technology



scope of supply does not include content

Safety Cabinet with Wing Doors

- in accordance with EN 14470-1 (type 90), for storing and keeping flammable liquids and solids at the work place (TRGS 510)

Features

- wing doors will lock in any position for easy storing and removing
- integrated thermo release causes the doors to close automatically in case of fire
- with 4 fully retractable drawers for optimal use of storage capacities when using small and medium material containers
- integrated transport base with cover for easy moving through the facility


Technical data

- outer dimensions W x D x H: 1193 x 615 x 1953 mm
- inner dimensions: W x D x H: 1050 x 522 x 1647 mm
- shelf load per drawer (4 drawers): 60 kg
- catching capacity per drawer: 29 litres
- dimensions of the drawers: W x D x H: 844 x 488 x 90 mm
- space between the drawers: 390 / 360 / 360 / 375 mm
- exhaust connection: Ø 75 mm
- colour: body RAL 7016 anthracite / doors RAL 7035 light grey
- weight: approx. 424 kg

Note

The safety base cabinet can also be operated without connection to a technical exhaust system (suction ventilator) under conditions of TRGS 510 Attachment 3 and BGR 104 (collection of examples 2.2.8).

Item-No.
92M6

 We recommend the explosion-proof extractor fan 92M4 and air-circulation filter add-on unit 92M7. More accessories available upon request.




Recirculating Air Filter System for Safety Cabinets 92M1, 92M3 and 92M6

- Recirculating air filter attachment for extracting solvent vapours (hydrocarbons) for direct mounting on safety cabinets
- maximum flexibility in the choice of installation site
- high level of personal protection due to safer capture of hazardous vapours with retention in the filter system
- complete with multi-level filter system, connection cable and power cord
- incl. VDE-approved electronic extraction and filter monitoring
- optical and acoustical alarm incl. potential-free alarm contact
- ATEX-conformity: CE Ex II 3/-G Ex ic nA IIB T4 Gc
- housing made of powder-coated sheet-steel

Technical data

- dimensions W x D x H: 305 x 555 x 210 mm
- noise level: approx. 39 dB(A)
- Power requirements: 230 V / 50 Hz / 1 Ph / 30 W
- revolutions: 2450 Rpm
- Weight: 16.2 kg (incl. filter)

Item-No.
92M7

 Replacement active carbon filter available (item-no. 92M9). The active carbon filter should be exchanged once a year.

Lamination Station & Deep Drawing Technology



scope of supply does not include housing and cabinet

Recirculating Air Filter System for Safety Cabinets 92M2

- air filter system for extracting solvent vapours (hydrocarbons) for mounting at safety cabinet
- maximum flexibility in choosing the installation location
- active personal protection through safe capture of harmful vapours with retention in the filter system
- complete with multi-level filter system, connection cable and power cord
- incl. VDE-approved electronic extraction and filter monitoring
- optical and acoustical alarm incl. potential-free alarm contact
- ATEX-conformity: CE Ex II 3/-G Ex ic nA IIB T4 Gc
- housing made of powder-coated sheet-steel

Technical data

- dimensions W x D x H: 305 x 555 x 210 mm
- noise level: approx. 39 dB(A)
- power requirements: 230 V / 50 Hz / 1 Ph / 10,8 W
- revolutions: 2450 Rpm
- weight: 4,2 kg

Item-No.
92M8



New active carbon filter available with item-no. 92M9. The active carbon filter should be exchanged once a year. The air-circulation filter add-on unit can be optionally mounted on a console (92M8/1) or in a comfortable casing unit (92M8/2).

Explosion-Proof Extractor Fan



- for safety cabinets 92M1, 92M2, 92M3 and 92M6, with steel base-mount
- self-cooling three-phase AC motor according VDMA standards

Technical data

- dimensions W x D x H: 310 x 230 x 300 mm
- exhaust connection: Ø 75 mm
- air flow: 60 – 250 m³/h
- air pressure: 240 – 175 Pa
- revolutions: 2800 RPM
- power requirements: 400 V / 50 Hz / 3 Ph / 0,09 kW
- sound level: 45 dB(A)
- protection: IP 55
- ATEX: CE Ex II 2G c IIB T4 PTB07 ATEX D105
- weight: 11 kg net

Item-No.
92M4

Protective Switch



- for item 92M4, to protect the fan motor from overheating
- current range: 0,63 – 1 A

Item-No.
92M5

Lamination Station & Deep Drawing Technology



picture without windows
picture similar

Heating Cabinet

- heating cabinet for heating of plastic sheet materials
- suitable for drying of plaster cast models and for sintering technology

Features

- 1 door with window
- interior made of stainless steel
- convection fan
- electronic controlled preheating technology APT.line
- microprocessor PID switch with LED display and integrated timer 0 bis 99h
- timer function - delayed OFF
- ramp function
- temperature limit controller class 2 (DIN 12880) with optical temperature display
- electro-mechanical adjustment of the ventilation flap with position indicator display
- 2 chrome-plated insert trays
- 1,8 m power cord with grounded plug

Technical data

- outer dimensions W x D x H: 560 x 640 x 625 mm
- inner dimensions W x D x H: 400 x 345 x 440 mm
- inside volume: 60 Liter
- window dimensions W x H: 240 x 240 mm
- temperature range: 10 °C above room temperature up to 300 °C
- power requirements: 230 V / 50-60 Hz / 1 Ph / 1,1 kW
- colour: RAL 7035 light grey, powder coated
- weight (empty): 39 kg net

Item-No.

50M51/1523

Lamination Station & Deep Drawing Technology



Heating Cabinet

- heating cabinet for heating of plastic sheet materials
- suitable for deep-drawing technology with deep-drawing frames as well as for drying of plaster cast models and for sintering technology

Features

- 1 door with window
- interior made of stainless steel
- convection fan
- electronic controlled preheating technology APT.line
- microprocessor PID switch and LED display and integrated timer 0 – 99 h
- timer with delayed off function
- ramp function
- USB interface for simple data transfer
- temperature limit controller class 2 (DIN 12880) with optical temperature alarm
- electromechanic adjustment of air flap with position indicator in display
- 2 chrome-plated insert trays
- 1,8 m power cord with grounded plug

Technical data

- outer dimensions W x D x H: 815 x 817 x 965 mm
- inner dimensions W x D x H: 650 x 510 x 780 mm
- inside volume W x H: 258 litres
- window dimensions: 370 x 370 mm
- temperature range: 8 °C above room temperature up to 300 °C
- power requirements: 230 V / 50 – 60 Hz / 1 Ph / 2,3 kW
- colour: RAL 7035 light grey, powder coated
- weight (net) empty: 86 kg

Item-No.
50M52/1523



Other models resp. versions are available upon request!

Lamination Station & Deep Drawing Technology

Heating Cabinet



- heating cabinet for heating of plastic sheet materials
- suitable for deep-drawing technology with deep-drawing frames as well as for drying of plaster cast models and for sintering technology

Features

- 2 doors with windows
- interior made of stainless steel
- convection fan with adjustable ventilator speed
- electronic controlled preheating technology APT.line
- microprocessor PID switch and LED display
- MS-controller with various time functions
- Time functions of the controller: 0 – 99,59 h delayed OFF, 0 – 99 h delayed ON, 0 – 99,59 h temperature dependent delayed OFF
- digital temperature control, within 1 degree of accuracy
- ramp function
- temperature limit controller class 2 (DIN 12880) with optical temperature alarm
- adjustable air ventilation by air flap in the front and air duct Ø 50 mm in the back
- interface RS 422 for communication software APT Com Data Control System
- 2 chrome-plated insert trays
- 1,8 m power cord with CEE plug 5 x 16 A

Technical Data:

- outer dimensions W x D x H: 1234 x 870 x 1022 mm
- inner dimensions W x D x H: 1000 x 500 x 800 mm
- inside volume: 400 litres
- window dimensions W x H: 290 x 470 mm
- temperature range: 5 °C above room temperature up to 300 °C
- power requirements: 400 V / 50 – 60 Hz / 3 Ph / 3,4 kW
- colour: RAL 7035 light grey, powder coated
- weight (empty): 145 kg net

Item-No.
50M3



Other models resp. versions are available upon request!

Base Frame



- for item 50M3 and 50M52

Technical data

- dimensions W x D x H: 1500 x 750 x 850 mm
- load capacity 300 kg
- colour: RAL 7035 light grey

Item-No.
50M52/U

Lamination Station & Deep Drawing Technology



Heating Cabinet

- heating cabinet for heating of plastic sheet materials
- suitable for drying of plaster cast models and for sintering technology

Features

- 1 door with window
- interior made of stainless steel
- convection fan
- electronic controlled preheating technology APT.line
- microprocessor PID switch and LED display
- DS-controller with integrated timer 0 – 99 h
- digital temperature control, within 1 degree of accuracy
- ramp function
- temperature limit controller class 2 (DIN 12880) with optical temperature alarm
- adjustable air ventilation by air flap in the front and air duct Ø 50 mm in the back
- 2 chrome-plated insert trays
- 1,8 m power cord with grounded plug

Technical data

- outer dimensions W x D x H: 835 x 760 x 700 mm
- inner dimensions W x D x H: 600 x 400 x 480 mm
- inside volume: 115 litres
- window dimensions W x H: 240 x 350 mm
- temperature range: 5 °C above room temperature up to 300 °C
- power requirements: 230 V / 50 – 60 Hz / 1 Ph / 1,6 kW
- colour: RAL 7035 light grey, powder coated
- weight (net): empty 64 kg

	Item-No.
	50M5

 Other models resp. versions are available upon request!

Lamination Station & Deep Drawing Technology



Heating Cabinet

- UL approval
- heating cabinet for heating of plastic sheet materials
- suitable for deep-drawing technology with deep-drawing frames as well as for drying of plaster cast models and for sintering technology

Features

- 2 doors with windows
- interior made of stainless steel
- convection fan with adjustable ventilator speed
- electronic controlled preheating technology APT.line
- microprocessor PID switch and LED display
- timer functions: delayed OFF / delayed ON / temperature dependent delayed OFF
- USB interface for simple data transfer
- temperature limit controller class 2 (DIN 12880) with optical temperature alarm
- ethernet port
- electromechanical adjustment of air flap with position indicator in display
- 2 chrome-plated insert trays
- 1.80 m connection cable

Technical Data:

- outside dimensions L x W x H: 1165 x 870 x 1590 mm
- inner dimensions W x D x H: 1000 x 1300 x 570 mm
- inside volume: 741 litres
- temperature range: 12 °C above room temperature up to 300 °C
- Power requirements: 208 / 3 Ph / 60 – 4.5 Hz
- plug L21-20P
- colour: RAL 7035 light grey, powder coated
- weight (empty): 166 kg net

Special voltages

- Special voltages: 208 V / 3 Ph / 60 Hz / 4.5 kW (50M54/3620)

	Item-No.
	50M54/3540
	50M54/3620

 Other models resp. versions are available upon request!

Lamination Station & Deep Drawing Technology



Convection Oven for Processing of Prepreg Materials

- mobile, with 4 stop rollers, including vacuum connections (4-way with couplings and water separator), including intermediate rack to operate the internal space in 3 varieties

Features

- interior stainless steel
- 2-way wing door with viewing window
- heating element 3 x 3300 W, 3 x ventilator motor with reverseable direction of rotation
- model / material sensor for oven control and heating process via material temperature
- microprocessor controlled temperature operated by touch screen, PID-control function
- continuously adjustable temperature from 30 °C to 250 °C / 86 °F - 480 °F
- timer and soft start function individually programmable, graphic flow display
- power cord with CEE-plug, 5-pole, 16 A

Technical data

- interior lighting: 2 x 25 watts
- outer dimensions W x D x H: 1230 x 920 x 1570 mm
- inner dimensions W x D x H: 1000 x 620 x 1200 mm
- power requirements: 400 V / 50 Hz / 3 Ph / 10,2 kW
- colour: RAL 7035 light grey / RAL 7011 anthracite
- weight: 283 kg

Special Voltages

- 230 V / 50 Hz / 3 Ph+PE / 10,2 kW (50M6/3523)

Item-No.
50M6/3540



Prepreg Oven

- circulating air cabinet for processing Prepreg materials, mobile with 4 stop rollers, incl. vacuum connections (4-fold with couplings and water separator), incl. intermediate shelf for dividing the interior into three zones

Features

- interior: stainless steel
- colour: RAL 7035 light grey / RAL 7016 anthracite grey
- 2-fold folding door with window
- heating 3 x 3300 w, 3 x fan motors with reversal of rotation
- model/material sensor for controlling the furnace and the heating process via the material temperature
- temperature controller, controlled by a microprocessor, operation via touch screen, PID controller function
- temperature continuously adjustable from 30 °C to 250 °C, temperature unit switchable °C / °F
- timer and ramp function individually programmable, graphic progress display
- exhaust air connection DN=100 mm in the right side of the housing
- connection cable with CEE plug, 5-pin, 16 A

Item-No.
50M7/3540

Lamination Station & Deep Drawing Technology



Convection Oven for Prepreg materials

- Convection Oven for processing Prepreg materials, mobile with 4 stop rollers, incl. vacuum connections (4-fold with couplings and water separator), incl. intermediate shelf for dividing the interior into three zones.

Features

- interior stainless steel
- colour: RAL 7035 / RAL 7016 anthracite grey
- 2-fold hinged door with viewing window
- heating element 3 x 3300W, 3 x ventilator motor with reversible direction of rotation
- model / material sensor for controlling the oven and the heating process via the material temperature
- temperature controller microprocessor-controlled, operation via touch screen, PID controller function
- temperature continuously adjustable from 30 °C to 250 °C, temperature unit switchable °C / °F
- timer and ramp function individually programmable, graphic progress display
- exhaust air spigot DN=100 mm on the right-hand side of the enclosure
- without connection cable

Technical data

- interior lighting: 2 x 25 watts
- outer dimensions W x D x H: 1350 x 920 x 1950 mm
- inner dimensions: W x D x H: 1000 x 620 x 1790 mm
- Power requirements: 230 V / 50 – 60 Hz / 1 Ph / 10.2 kW
- weight: 395 kg

Item-No.
50M7/1520

Lamination Station & Deep Drawing Technology

Infrared-Oven



- for quick heating of plastic materials
- also suitable for deep-drawing technology with deep-drawing frame

Features

- stainless steel interior
- panel heating with 8 infrared quartz-tubes
- temperature measurement of the material surface by means of opto-electronic IR-measuring unit
- touch screen operation
- multiple-language screen (GER, EN, FR, IT, NL, ES)
- °C / °F shift
- timer function
- Heating ramp function (e.g. for Pre-preg)
- graphic display of heating processes progression
- Memory for user-defined heating processes
- double swing door with two double pane viewing windows
- 1 PTFE coated tray (exchangeable)
- Access to online user manuals via QR code scan
- power cord with CEE-plug, 5-pole, 16 A



Technical Data:

- interior lighting: 2 x 25 watts
- inner dimensions W x D x H: 810 x 580 x 540 mm
- outer dimensions W x D x H: 900 x 700 x 920 mm
- number of quartz-infrared tubes: 8 pcs. 390 mm / 460 watts (tubes are exchangeable)
- continuously adjustable temperature range by means of PID-controller: 30 °C – 250 °C (86 °F – 482 °F)
- power requirements: 380 – 400 V / 50 – 60 Hz / 3 Ph / 3,7 kW
- available in following colours: RAL 5017 (traffic blue) / RAL 7035 (light grey) or RAL 7035 (light grey) / RAL 7037 (dust grey)
- weight net / gross: 133 kg / 185 kg

Special voltages

- 200 – 230 V / 50 – 60 Hz / 3 Ph (51M10/3523) (without plug)
- 200 – 230 V / 50 – 60 Hz / 1 Ph (51M10/1523) (without plug), note: connection must be protected by a 20 A fuse

Item-No.
51M10/3540

S The average lifetime of the infrared-tubes is 5 years. As natural wear proceeds, the infrared-tubes become darker and the heating performance becomes weaker. Optionally available with stainless steel- feed through for vacuum hose in the front area of the left side, item-no. 51M16.

Lamination Station & Deep Drawing Technology

Infrared-Oven



- incl. moveable roll-about tray
- for quick heating of large plastic materials and for production of Prepreg orthoses
- also suitable for deep-drawing technology with deep-drawing frame

Features

- panel heating with 12 infrared quartz-tubes
- temperature measurement of the material surface by means of opto-electronic IR-measuring unit
- touch screen operation
- multiple-language screen (GER, EN, FR, IT, NL, ES)
- °C / °F shift
- timer function
- Heating ramp function (e.g. for Pre-preg)
- graphic display of heating processes progression
- Memory for user-defined heating processes
- double pane viewing window, gas spring assisted, vertical opening mechanism
- exchangeable PTFE coated roll-about tray with 4 locking casters, height continuously adjustable by gas spring (min. 820 mm, max. 1050 mm)
- Roll-about tray with fully integrated holder for the deep-drawing frame
- Access to online user manuals via QR code scan
- power cord with CEE-plug, 5-pole, 16 A

Technical Data:

- interior lighting: 2 x 25 watts
- inner dimensions W x D x H: 1000 x 800 x 500 mm
- outer dimensions W x D x H: 1320 x 970 x 1420 mm
- total height with opened door: 1850 mm
- number of quartz-infrared tubes: 10 pcs. 490 mm / 600 watts, 2 pcs. 490 mm / 825 watts (tubes are exchangeable)
- continuously adjustable temperature range by means of PID-controller: 30 °C – 250 °C (86 °F – 482 °F)
- power requirements: 380 – 400 V / 50 – 60 Hz / 3 Ph / 7,7 kW
- available in following colours: RAL 5017 (traffic blue) / RAL 7035 (light grey) or RAL 7035 (light grey) / RAL 7037 (dust grey)
- weight net / gross: 230 / 295 kg

Special voltages

- 200 – 230 V / 50 – 60 Hz / 3 Ph (51M12/3523) (without plug)
- 200 – 230 V / 50 – 60 Hz / 1 Ph (51M12/1523) (without plug), note: connection must be protected by 50 A fuse



Item-No.

51M12/3540

I The average lifetime of the infrared-tubes is 5 years. As natural wear proceeds, the infrared-tubes become darker and the heating performance becomes weaker. Optionally available with stainless steel- feed through for vacuum hose in the front area of the left side, item-no. 51M16.

Lamination Station & Deep Drawing Technology

Infrared-Oven



- incl. moveable roll-about tray
- for quick heating of large plastic materials and for production of Prepreg orthoses
- also suitable for deep-drawing technology with deep-drawing frame

Features

- panel heating with 24 infrared quartz-tubes, dual zone switching (6/24)
- temperature measurement of the material surface by means of opto-electronic IR-measuring unit
- touch screen operation
- multiple-language screen (GER, EN, FR, IT, NL, ES)
- °C / °F shift
- timer function
- Heating ramp function (e.g. for Pre-preg)
- graphic display of heating processes progression
- Memory for user-defined heating processes
- double pane viewing window, gas spring assisted, vertical opening mechanism
- exchangeable PTFE coated roll-about tray with 4 locking casters, height continuously adjustable by gas spring (min. 820 mm, max. 1050 mm)
- Roll-about tray with fully integrated holder for the deep-drawing frame
- Access to online user manuals via QR code scan
- power cord with CEE-plug, 5-pole, 32 A

Technical Data:

- interior lighting: 4 x 25 watts
- inner dimensions W x D x H: 1300 x 1590 x 500 mm
- outer dimensions W x D x H: 1595 x 1770 x 1400 mm
- total height with opened door: 1850 mm
- number of quartz-infrared tubes: 8 pcs. 490 mm / 460 watts;
16 pcs. 390 mm / 460 watts (tubes are exchangeable)
- continuously adjustable temperature range by means of PID-controller:
30 °C – 250 °C (86 °F – 482 °F)
- power requirements: 380 – 400 V / 50 – 60 Hz / 3 Ph / 11,1 kW
- available in following colours: RAL 5017 (traffic blue) / RAL 7035 (light grey)
or RAL 7035 (light grey) / RAL 7037 (dust grey)
- weight net / gross: 360 / 466 kg

Special voltages

- 200 – 230 V / 50 – 60 Hz / 3 Ph (51M13/3523) (without plug)
- 200 – 230 V / 50 – 60 Hz / 1 Ph (51M13/1523) (without plug), note:
connection must be protected by 64 A fuse



Item-No.

51M13/3540

S The average lifetime of the infrared-tubes is 5 years. As natural wear proceeds, the infrared-tubes become darker and the heating performance becomes weaker. Optionally available with stainless steel- feed through for vacuum hose in the front area of the left side, item-no. 51M16.

Lamination Station & Deep Drawing Technology

Infrared-Oven



- dual infrared oven incl. moveable roll-about tray, with two independent thermostat control units
- suitable for heating the entire heating surface or 2 separate smaller heating surfaces
- for quick heating of large plastic materials and for production of Prepreg orthoses
- also suitable for deep-drawing technology with deep-drawing frame

Features

- panel heating with 28 infrared quartz-tubes, dual zone switching with partition wall (14/28 infrared-tubes)
 - temperature measurement of the material surface by means of two opto-electronic IR-measuring units
 - touch screen operation
 - multiple-language screen (GER, EN, FR, IT, NL, ES)
 - °C / °F shift
 - timer function
 - Heating ramp function (e.g. for Pre-preg)
 - graphic display of heating processes progression
 - Memory for user-defined heating processes
 - double pane viewing window, gas spring assisted, vertical opening mechanism
 - exchangeable PTFE coated roll-about tray with 4 locking casters, height continuously adjustable by gas spring (min. 710 mm, max. 940 mm)
 - Roll-about tray with fully integrated holder for the deep-drawing frame
 - Access to online user manuals via QR code scan
- power cord with CEE-plug, 5-pole, 32 A



Technical Data:

- interior lighting: 4 x 25 watts
 - inner dimensions W x D x H: 2200 x 1090 x 500 mm
 - outer dimensions W x D x H: 2500 x 1240 x 1300 mm
 - total height with opened door: 1750 mm
 - number of quartz-infrared tubes: 28 pcs. 490 mm / 460 watts (tubes are exchangeable)
 - continuously adjustable temperature range by means of two PID-controllers: 30 °C – 250 °C (86 °F – 482 °F)
 - power requirements: 380 – 400 V / 50 – 60 Hz / 3 Ph / 12,9 kW
 - available in following colours: RAL 5017 (traffic blue) / RAL 7035 (light grey) or RAL 7035 (light grey) / RAL 7037 (dust grey)
- weight: net / gross: 448 kg / 631 kg

Special voltages

- 200 – 230 V / 50 – 60 Hz / 3 Ph (51M14/3523) (without plug)
- 200 – 230 V / 50 – 60 Hz / 1 Ph (51M14/1523) (without plug), note: connection must be protected by 64 A fuse

Item-No.
51M14/3540

I The average lifetime of the infrared-tubes is 5 years. As natural wear proceeds, the infrared-tubes become darker and the heating performance becomes weaker. Optionally available with stainless steel- feed through for vacuum hose in the front area of the left side, item-no. 51M16.

Lamination Station & Deep Drawing Technology

Infrared-Oven



- incl. moveable roll-about tray
- for quick heating of large plastic materials and for production of Prepreg orthoses
- also suitable for deep-drawing technology with deep-drawing frame

Features

- Panel heating with 18 infrared quartz-tubes, dual zone switching (6/18)
- temperature measurement of the material surface by means of opto-electronic IR-measuring unit
- touch screen operation
- multiple-language screen (GER, EN, FR, IT, NL, ES)
- °C / °F shift
- timer function
- Heating ramp function (e.g. for Pre-preg)
- graphic display of heating processes progression
- Memory for user-defined heating processes
- double pane viewing window, gas spring assisted, vertical opening mechanism
- exchangeable PTFE coated roll-about tray with 4 locking casters, height continuously adjustable by gas spring (min. 820 mm, max. 1050 mm)
- Roll-about tray with fully integrated holder for the deep-drawing frame
- Access to online user manuals via QR code scan
- Stainless steel hose bushing (inside Ø = 15 mm) incl. stainless steel cover cap
- power cord with CEE-plug, 5-pole, 16 A



Technical Data:


- interior lighting: 2 x 25 watts
- Inner dimensions W x D x H: 1300 x 1090 x 500 mm
- Outer dimensions W x D x H: 1595 x 1270 x 1400 mm
- total height with opened door: 1850 mm
- Number of quartz-infrared tubes: 6 pcs. 490 mm / 460 watts;
12 pcs. 390 mm / 460 watts (tubes are exchangeable)
- continuously adjustable temperature range by means of PID-controller:
30 °C – 250 °C (86 °F – 482 °F)
- Power requirements: 380 – 400 V / 50 – 60 Hz / 3 Ph / 8.5 kW
- available in following colours: RAL 5017 (traffic blue) / RAL 7035 (light grey)
or RAL 7035 (light grey) / RAL 7037 (dust grey)
- Weight net: 290 kg

Special voltages


- 200 – 230 V / 50 – 60 Hz / 3 Ph (51M15/3523) (without plug)
- 200 – 230 V / 50 – 60 Hz / 1 Ph (51M15/1523) (without plug), note:
connection must be protected by 50 A fuse

Item-No.

51M15/3540

 The average lifetime of the infrared-tubes is 5 years. As natural wear proceeds, the infrared-tubes become darker and the heating performance becomes weaker.


Lamination Station & Deep Drawing Technology



PTFE-Foil, porous

- suitable for infrared ovens 51M12, 51M13, 51M14, 51M15, 51M17
- thickness: 0,2 mm
- complete with fastening straps and springs

for Item-No.	Item-No.
51M12	50M12/E1
51M13	50M13/E1
51M14	50M14/E1
51M15, 51M17	50M15/E1



PTFE-Foil, airtight

- suitable for items 51M12, 51M13, 51M14, 51M15, 51 M17
- thickness: 0,15 mm
- complete with fastening straps and springs

for Item-No.	Item-No.
51M12	51M12/E1
51M13	51M13/E1
51M14	51M14/E1
51M15, 51M17	51M15/E1



Infrared Emitter

- with spring mounted reflector and connection strand

Length	Capacity	for Item-No.	Item-No.
390 mm	460 Watt	50M10, 50M11, 50M13, 50M15, 51M10, 51M13, 51M15	50M17/3946
490 mm	460 Watt	50M13, 50M14, 50M15, 51M13, 51M14, 51M15	50M17/4946
490 mm	600 Watt	50M12, 51M12	50M17/4960
490 mm	825 Watt	50M12, 51M12	50M17/4982

Lamination Station & Deep Drawing Technology



51M9/4

Clamping Device for Prepreg

51M9/1: Single-Clamping Device for Prepreg

- horizontal holding device for 1 Prepreg model
- suitable for use in infrared-oven
- dimensions L x W x H: 360 x 760 x 290 mm

51M9/4: Quadruple-Clamping Device for Prepreg

- horizontal holding device for up to 4 Prepreg models
- suitable for use in infrared-oven
- dimensions L x W x H: 910 x 760 x 290 mm

Features	Item-No.
1-fold Clamping Device	51M9/1
4-fold Clamping Device	51M9/4



50M18/6

Clamping Device for Prepreg Materials

without deep drawing equipment

50M18/4

- 4-way clamping device for Prepreg materials without deep drawing equipment, suitable for all infrared ovens (please indicate size of roll-about tray in your order)

Features

- 1 x Prepreg basic frame including reflector sheet
- 4 x bracket with adjustable angle for suction tube support
- suction tube support 3 x 1/2", 1 x 3/4"
- suction tubes with square end 3 x 1/2", 1 x 3/4"
- 1 vertical clamping device ea. for 1/2" and 3/4" for bench vise
- 1 x 4-way distributor with locking valves
- 1 x hose set for distributor (length 2 x 90 cm, 2 x 120 cm)
- 1 x connection set for distributor, length 180 cm

50M18/6

- 6-way clamping device for Prepreg materials without deep drawing equipment, suitable for all infrared ovens (please indicate size of roll-about tray in your order)

Features

- 1 x Prepreg basic frame including reflector sheet
- 6 x bracket with adjustable angle for suction tube support
- suction tube support 5 x 1/2", 1 x 3/4"
- suction tubes with square end 5 x 1/2", 1 x 3/4"
- 1 vertical clamping device ea. for 1/2" and 3/4" for bench vise
- 1 x 6-way distributor with locking valves
- 1 x hose set for distributor (length 2 x 60 cm, 2 x 90 cm, 2 x 120 cm)
- 1 x connection set for distributor, length 180 cm

Features	Item-No.
4-fold Clamping Device	50M18/4
6-fold Clamping Device	50M18/6

Not suitable for 50M11 and 51M10.

Lamination Station & Deep Drawing Technology



PTFE Film

Material

- fibreglass webbing coated with PTFE

Application

- for flat bed oven

PU = 10 cm

Width x Thickness	Features	Item-No.
1100 x 0.13 mm	non-air-permeable	119P11
1150 x 0.2 mm	air-permeable	119P23



For sandwich-ovens, use the air-permeable PTFE-Film item-no. 119P23.



PTFE Film

Material

- fibreglass webbing coated with PTFE
- colour: beige

Application

- ideally suitable for infrared oven

PU = 10 cm

Width x Thickness	Features	Item-No.
1525 x 0.35 mm	non-air-permeable	119P18



picture similar

Electronic Scale with Digital Display

- battery operated
- taring of the entire weighing range
- auto-off function in battery mode (off after 2 minutes)
- weighing platform and housing made of stainless steel
- digit increment: 1 gram

Power source

- 9 V block battery (not included)
- mains power supply unit available upon request

Technical data

- weighing range: 0 – 5000 g
- outer dimensions W x D x H: 150 x 170 x 32 mm
- weighing platform W x D: 120 x 150 mm
- weight: 0,69 kg

Item-No.
168P10

Lamination Station & Deep Drawing Technology



Mixing Cup

- made of polypropylene with measuring scale
- PU = 20 pcs and 100 pcs

Litres	Item-No.
0.200	164P6/180
0.400	164P6/500



Funnel made of HD-PE

- acid and oil resistant funnel made of HD-PE for pouring laminating resins
- colour: natural
- pour-in-diameter on top: 50 mm
- pour-out-diameter on the bottom: 21 mm

Item-No.
164P32



Clamping Device


- for two-way suction
- to be clamped into the bench vise
- suction is effected by means of two suction channels being separated from one another
- top and bottom foil may be tied and suctioned separately

Features

- clamping device
- suction tube with connecting nipple for hose, inner Ø 6 mm
- suction plate with connecting nipple for hose, inner Ø 6 mm

Item-No.
168P70

picture similar

 The clamping device without fixing block can be ordered by item-no. 168P72.

Lamination Station & Deep Drawing Technology




Clamping Device

- for two-way suction
- without holding block to be clamped into the bench vice
- for two-way suction
- Suction is effected by means of two suction channels being separated from one another
- top and bottom foil may be tied and suctioned separately

Features

- suction tube with connecting nipple for hose, inner Ø 6 mm
- suction plate with connecting nipple for hose, inner Ø 6 mm

	Bestell-Nr.
	168P72

 You can order the clamping device with holding block under Item No. 168P70.



Holder

- for clamping device 168P70

	Item-No.
	168P71



One Way Suction Pipe

- zinc-plated, straight with sealing-sleeve and hose

Diameter	Length	Item-No.
34 mm	365 mm	168P59



Two Way Suction Pipe

- zinc-plated, straight with sealing-sleeve
- Ø 25 und 33 mm with hose-piece for tying the PVA-foil
- Ø 48 mm without hose

Diameter	Length	Item-No.
25 mm	400 mm	168P60
33 mm	400 mm	168P61
48 mm	540 mm	168P62

picture similar


Lamination Station & Deep Drawing Technology



Two Way Suction Pipe

- zinc-plated, angled with sealing-sleeve and hose


Angulation / version	Item-No.
90° / bent	168P63
90° / angled	168P65
90° / suitable for bathing/swimming prostheses	168P66
135° / angled	168P64



Non-stick Paperboard Frame

- for deep-drawing / clamping frame 168P75
- non-stick function between heated plastics and frame
- PU = 20 pieces

Dimensions	Item-No.
40 x 40 cm	168P75/S

 Facilitated fabrication of an even socket wall thickness through improved deep drawing!




Deep-Drawing / Clamping Frame

- aluminum, Ø 360 mm
- for material thickness up to 20 mm

Item-No.
168P75


 This item includes one deep-drawing frame (bottom part) and deep-drawing frame (upper part) incl. star screws.



Deep-Drawing Frame, Bottom Part

- deep-drawing bottom part, Ø 260 mm
- integral part for deep-drawing / clamping frame 168P75
- frame plate made of aluminium

Item-No.
168P75/260

 Suitable for deep drawing of small models!


Lamination Station & Deep Drawing Technology



Rack, height adjustable

- for deep-drawing / clamping frame 168P75
- galvanised steel
- adjustable in 3 different heights
- total height: 3rd level 387 mm, 2nd level 307 mm, 1st level 227 mm
- suitable for heating cabinets and infrared ovens
- material: steel

W x D x H	Item-No.
430 x 300 x 227-387 mm	168P76/H

 The rack is height adjustable and suitable for inner dimensions from min. 230 mm up to max. 387 mm height.



Suction Pipe with Disc

- with 6 mm hose connection


Inner Ø clamping frame	Ø Vacuum Sealing Disc	Item-No.
260 mm	230 mm	168P77/260
360 mm	330 mm	168P77/360



Vacuum Sealing Disc

- for item 168P77/260 and 168P77/360

Description	Item-No.
Ø 230 mm for clamping frame Ø 260 mm	168P77/D26
Ø 330 mm for clamping frame Ø 360 mm	168P77/D36



Cantilever Arm with Angle Clamp

- for items 168P77/260 and 168P77/360

Item-No.
168P79

Lamination Station & Deep Drawing Technology



Two Way Vacuum Pipe

- model support with three threaded pins, M8x20, galvanised
- pipe \varnothing 35 mm
- with \varnothing 8 mm hose connection

Item-No.

168P78



Deep-Drawing Tool Set

consisting of

- 168P75: deep-drawing frame, inner \varnothing 360 mm
- 168P75/S: non-stick jig (PU = 20 pieces)
- 168P76/H: base for deep-drawing frame
- 168P77: suction pipe with disc, \varnothing 360 mm
- 168P78: two way suction pipe
- 168P79: holder with angled clamp piece

Item-No.

168P7

picture similar



Vacuum Deep-Drawing Device

- expandable for line production, with exchangeable rubber mat and 2 ball valves

Technical data

- dimensions W x D x H: 350 x 450 x 60 mm
- weight: approx. 12,5 kg net

Item-No.

168P57



Rubber Mat

- for item 168P57, for simple mount, perforated

Technical data

- dimensions W x D x H: 630 x 540 x 2 mm

Item-No.

168P58

picture similar

Lamination Station & Deep Drawing Technology



Water/Steam Basin

- for warming of thermoplastics (low temperature PE = Streifytherm, Turbocast)
- good insulation of the unit guarantees quick warming of the water

Features

- with lid
- low energy consumption
- exact temperature adjustment
- nominal capacity: 45 litres
- removeable grid made of stainless steel
- water drain with ball valve
- material: stainless steel

Technical data

- outer dimensions W x D x H: 770 x 430 x 370 mm
- inner dimensions W x D x H: 685 x 360 x 185 mm
- temperature range/digital display: 30 – 95 °C
- accuracy: +/-1° C
- power requirements: 230 V / 50 – 60 Hz / 1 Ph / 1,5 kW
- weight: 19,5 kg net

	Item-No.
	35M1/1



Hot Water Quench

- for warming of thermoplastics (low temperature PE = Streifytherm, Turbocast)
- good insulation of the unit guarantees quick warming of the water

Features


- with lid
- low energy consumption
- exact temperature adjustment
- capacity: 20 litres
- removeable grid made of stainless steel
- water drain with ball valve
- material: stainless steel

Technical data

- outer dimensions W x D x H: 570 x 420 x 280 mm
- inner dimensions W x D x H: 485 x 350 x 130 mm
- temperature range/digital display: 30 – 95 °C
- accuracy: +/-1° C
- power requirements: 230 V / 50 – 60 Hz / 1 Ph / 0,9 kW
- weight: 17 kg net

	Item-No.
	35M2/2

Vacuum- & Compressed Air Technology



Vacuum- & Compressed Air Technology

In orthopaedic workshops, vacuum- and compressed air technology is used for numerous techniques and many processing steps. It is an important part for manufacturing thin-walled casting resin laminates as well as for thermoplastic forming of plastic materials.

As in the meantime many machines and hand tools are driven by compressed air, we can offer all components necessary, starting with a simple compressed air connection, or the compressed air-plaster saw up to the complete compressor system. In this chapter, you will find everything needed for vacuum- and compressed air technology.



Vacuum- & Compressed Air Technology



Vacumat Plus Type 262

- vacuum unit for the manufacturing of thin-walled cast resin laminates and thermoplastic deep-drawing works

Features

- 2 separate, electronically infinitely adjustable vacuum units with digital display
- 6 connections for resin lamination
- 2 connections for deep drawing
- 2 connections for external units
- 1,5 m power cord with grounded plug
- hose connection, inside Ø 6 mm

Technical Data:

- dimensions W x D x H: 425 x 385 x 220 mm
- suction capacity: 25 l/min, approx. 80 % vacuum
- Power requirements: 220 – 230 V / 50 Hz / 1 Ph / 0.14 kW
- Special voltages upon request.

Weight	Item-No.
18.4 kg	168P50

 Replacement filter 168P50/E1 also separately available.



Vacumat Type 340

- vacuum unit for the manufacturing of thin-walled cast resin laminates and thermoplastic deep-drawing works


Features

- 2 separate, electronically infinitely adjustable vacuum units with pressure gauge
- 4 connections for resin lamination
- 2 connections for deep drawing
- 2 connections for external units
- hose connection, inside Ø 6 mm
- 1,5 m power cord with grounded plug

Technical Data:

- dimensions W x D x H: 425 x 385 x 220 mm
- suction capacity: 25 l/min, approx. 80 % vacuum
- Power requirements: 220 – 230 V / 50 Hz / 1 Ph / 0.14 kW
- Special voltages upon request.
- Weight: 18 kg

	Item-No.
	168P51

 Replacement filter 168P51/F and y-piece with filter 168P52/E3 also separately available.



Water Separator

- for item 168P50 and 168P51
- bottle with rubber plug and two hose connectors Ø 8 mm

	Item-No.
	168P52/WA



Vacuum Tank

- for item 168P50 and 168P51

Volume	Weight	Item-No.
20 l	6 kg	168P55/20
50 l	23 kg	168P55/50



Pump Membrane

- for item 168P50 and 168P51
- PU = 1 piece

	Item-No.
	168P52/PM



Non-Return Valve

- for item 168P50 and 168P51
- PU = 4 pieces

	Item-No.
	168P52/R

Vacuum- & Compressed Air Technology



Vacumat Type 4-2R

vacuum unit for the manufacture of thin-walled cast resin laminates and for moulding of thermoplastic deep-drawing materials

Features

- 2 separately controlled vacuum cycles
- 4 connections 6 mm incl. air filters
- vacuum automatic
- vacuum tank 1,8 l with direct connection (quick coupling NW 7,2)

Technical Data

- dimensions W x T x H: 435 x 400 x 235 mm
- suction capacity: 133 l/min
- power requirements: 127 V / 60 Hz / 1 Ph / 0,37 kW
- weight: 20 kg

Item-No.

168P56/127



Vacuum Unit

- for central vacuum supply for deep drawing tasks

Features

- vacuum storage container
- suitable for wall mounting
- incl. water separator with filter volume 500 cm³
- vacuum display with vacuum control
- motor protection switch
- 2 m power cord with grounded plug

Technical data

- dimensions W x D x H: 800 x 360 x 780 mm
- vacuum capacity: 200 l/min
- final vacuum: -850 mbar
- vacuum container: 10 litres
- vacuum connection: IG 3/8"
- noise level: 70 db(A)
- protection: IP20
- surrounding temperature: -10 °C to +40 °C (14 °F to 104 °F)
- power consumption: 1,4 A
- power requirements: 230 V / 50 Hz / 1 Ph / 0,52 kW
- colour: RAL 9011 graphite-black
- weight: 52 kg

Item-No.

168P90



Filter for Water Separator

- for item 168P90

Item-No.

168P90/F

Vacuum Control Unit



- for connection to a central vacuum unit like item 168P81, 168P82 or 168P90
- with the 2 separate control valves, you can adjust 2 different vacuum circuits

Technical data

- dimensions W x D x H: 230 x 230 x 180 mm
- adjustment range: 0 – 80 %
- hose connection outlet: 6 mm
- ball valve with hose connection, inner Ø: 6 mm
- colour: RAL 7035 light grey
- weight: 2 kg net

	Item-No.
	168P91

Connection Hose



- PVC, transparent

Inner Ø / Outer Ø / Wall thickness	Item-No.
5 mm / 8 mm / 1.5 mm	168P52/5x8
6 mm / 10 mm / 2 mm	168P52

T-piece for Vacuum Hose



Material

- POM
- colour: white

Characteristics

- operation pressure: 0 – 10 bar

PU = 5 pieces

for Vacuum Hose with inner diameter	Item-No.
6 mm	168P53/6
9 mm	168P53/9



Vacuum Pump

- very powerful mobile unit, for precise vacuum-forming of thermoplastic sheet materials

Features

- vacuum Pump air-cooled
- water separator
- circulating oil lubrication
- non-return valve
- oil mist trap
- ball valve G 3/4"
- manometer gauge
- motor protection switch
- Vacuum Pump air-cooled
- CSA + UL approval (optionally possible)
- 4 m power cord with CEE plug 5 x 16 A

Technical data

- W x D x H: 930 x 440 x 620 mm
- nominal suction capacity: 40 m³/h = 40,000 l/h
- ultimate pressure: 0.1 mbar (abs.)
- hose connection: G 3/4" DN 20
- power requirements: 400 V / 50 Hz / 3 Ph / 1.1kW
- weight: approx. 55 kg net

Item-No.

168P82/3540



Vacuum Pump

- especially powerful, suitable for precise deep drawing of thermoplastic material

Features

- vacuum pump with circulating oil lubrication
- 25-litre-vacuum vessel
- adjustable negative pressure control
- fully integrated control
- large dimensioned filter/water separator
- vacuum connection 1" ball valve
- connection cable with CEE plug 5-pin, 16 A

Technical data

- dimensions W x D x H: 500 x 650 x 750 mm
- vacuum connection 1" ball valve
- suction power: 40 m³/h
- ultimate pressure: 5 mbar
- power requirements: 400 V / 50 – 60 Hz / 3 Ph / 1,35 kW
- weight: 71 kg

Item-No.

168P83/3540



Vacuum Pump Oil for Vacuum Pump

- for items 168P81 and 168P82



1 litre bottle

Description	Content	Item-No.
VE 101 – ISO VG 100, synthetic	1 litre	117P25/1
VE 101 – ISO VG 100, synthetic	5 litres	117P25/5

Mobile Compressor



Features

- single cylinder piston compressor
- full automatic operation by pressure switch with unloaded start and motor circuit breaker
- ON / OFF-switch
- suction filter with silencer
- manometer gauge
- quick hose coupling with male connector Ø 6 mm
- safety- and non-return valve
- perspiration water drain
- wheels
- push handle bracket
- carrying handle bracket
- 3 m power cord with grounded plug

Technical data

- dimensions W x D x H: 900 x 420 x 760 mm
- suction volume: 350 l/min
- delivery volume at 6 bar pressure: 230 l/min
- tank volume: 40 litres
- operation pressure: max. 10 bar
- power requirements: 230 V / 50 Hz / 1 Ph / 1,9 kW
- weight: 63 kg net

Item-No.
169P60



This compressor has been approved by German TÜV Standards.

Stationary Compressor



Features


- double cylinder piston compressor
- full automatic operation
- air-cooled compressor block with ring-lubrication
- suction filter with silencer
- vibration insulation of compressor, motor and tank
- unloaded start for direct start
- motor protection switch
- pressure tank officially approved with certificate
- manometer gauge
- control flange
- perspiration water drain
- quick hose coupling with male connector Ø 6 mm
- safety- and non-return valve
- 2 m power cord with CEE plug 5 x 16 A

Technical data

- dimensions W x D x H: 1100 x 480 x 780 mm
- suction volume: 440 l/min
- delivery volume at 6 bar pressure: 300 l/min
- tank volume: 90 litres
- operation pressure: max. 10 bar
- sound level: 77 dB (A)
- power requirements: 400 V / 50 Hz / 3 Ph / 2,4 kW
- weight: 90 kg net

Item-No.

169P61

 This compressor has been approved by German TÜV Standards.
Other compressors available upon request!

Vacuum-Kit incl. Quadruple Vacuum

for later mounting in infrared-ovens



- distribution panel with 4 heat resistant (200 °C) vacuum couplers, V2A incl. mounting angle
- approx. 0,5 m supply hose with connector for quick coupling
- incl. 4 connectors for vacuum-coupling with 4 ea. separate hose nozzles D = 4 mm and 6 mm
- water separator 1/2" with mounting angle incl. quick coupling (entry) and ball valve with hose nozzle D = 12 mm (exit)

Item-No.

168P54/5


Quick-Lock Coupling with Hose Nozzle

- stainless steel coupling 1/8" IG
- incl. 1 ea. hose nozzle D = 4 mm and 6 mm
- heat resistant up to 200 °C / 392 °F



Item-No.

168P54/1



Connector for Quick-Lock Coupling

- stainless steel 1/8" IG
- incl. 1 ea. hose nozzle D = 6 mm
- heat resistant up to 200 °C / 392 °F

	Item-No.
	168P54/2



Hose Clamp for Vacuum Hose

- PU = 1 piece

for Vacuum Hose	for Item-No.	Item-No.
DI = 4 mm / DA = 9 mm	168P54/4	168P54/3
DI = 6 mm / DA = 12 mm	168P54/6	168P54/7
DI = 10 mm / DA = 18 mm	168P54/8	168P54/9



Silicone-Vacuum Hose

- heat resistant up to 200 °C
- PU = m

Dimensions	Item-No.
DI = 4 mm / DA = 9 mm	168P54/4
DI = 6 mm / DA = 12 mm	168P54/6
DI = 10 mm / DA = 18 mm	168P54/8



Quick Coupling with exterior thread

- brass, single shut-off
- max. work pressure 35 bar, oil-resistant seal
- temperature-resistant from -20 °C up to +100 °C


Thread	Item-No.
1/2"	169P75/GA
1/4"	169P75/KA
3/8"	169P75/MA



Quick Coupling with inner thread

- brass, single shut-off
- max. work pressure 35 bar, oil-resistant seal
- temperature-resistant from -20 °C up to +100 °C

Thread	Item-No.
1/2"	169P75/GI
1/4"	169P75/KI
3/8"	169P75/MI



Quick Hose Coupling

- for hose connection
- max. work pressure 35 bar, oil-resistant seal
- temperature-resistant from -20 °C up to +100 °C

Inner hose diameter	Item-No.
6 mm	169P76/6
9 mm	169P76/9



Y-Shape Coupling

- G 3/8"i, brass
- with 2 or 3 quick couplings incl. 2 male connectors 3/8"e x 3/8"e

Thread	Branchings	Item-No.
3/8" exterior	2	169P77/2
3/8" exterior	3	169P77/3



Hose Nozzle

- brass, for direct hose connection

Inner hose diameter	Item-No.
6 mm	169P78/6
9 mm	169P78/9



Hose Nozzle

- brass, for direct hose connection, hose Ø 6 mm

Spanner size	Thread	Item-No.
17 mm	R 1/4"	169P79/6A
19 mm	R 3/8"	169P79/6B
24 mm	R 1/2"	169P79/6C
14 mm	R 1/8"	169P79/6D



Hose Nozzle

- brass, for direct hose connection, hose \varnothing 9 mm

Spanner size	Thread	Item-No.
17 mm	R 1/4"	169P79/9A
19 mm	R 3/8"	169P79/9B
24 mm	R 1/2"	169P79/9C



Plug Nipple

- brass, for threaded connection

Thread	Item-No.
R 1/2"e	169P80/GA
R 1/4"e	169P80/KA
R 3/8"e	169P80/MA



Hose Nipple

- brass, for threaded connection

Thread	Item-No.
R 1/2"i	169P80/GI
R 1/4"i	169P80/KI
R 3/8"i	169P80/MI



Sleeve

- brass

Thread	Item-No.
R 1"i	169P81/1
R 3/8"i	169P81/2



Reducing Piece

- brass

Thread	Item-No.
R 3/8"e auf 1/8"i	169P82/1
R 1/2"e auf 1/8"i	169P82/2
R 1/2"e auf 1/4"i	169P82/3
R 1/2"e auf 3/8"i	169P82/4
R 1"e to 1/2"i	169P82/5

Vacuum- & Compressed Air Technology



Sealing Tape

- PTFE, for sealing of metal connections

W x D x L	Item-No.
12 x 0.1 x 12 mm	169P83



Air Pressure Regulator

- with air filtration and water drain

Features

- connection thread
- manometer gauge
- semi-automatic water drain
- pressure range 0 – 12 bar

Connection thread	Item-No.
G 1/4"i	169P84/1
G 3/8"i	169P84/2
G 1/2"i	169P84/3



Supplied without plug-in nipple

Twin Service Unit

Features

- air pressure regulator
- air line lubricator
- semi-automatic water drain
- pressure range 0 – 12 bar
- manometer gauge
- filter element

Connection thread	Item-No.
G 1/4"i	169P85/1
G 3/8"i	169P85/2
G 1/2"i	169P85/3



Air Pressure Hose

- fibre-reinforced, for work pressure up to 15 bar, wall thickness 3 mm

Inner diameter	Item-No.
6 mm	169P71
9 mm	169P72



Hose Clamp

- zinc-plated with cross head screw
- PU = 1 piece

for hose	Width	Item-No.
168P71, 6 x 3	11 – 16 mm	169P73
168P72, 9 x 3	12 – 20 mm	169P74



Spiral Air Pressure Hose

- polyurethane, with connection fittings on both ends and anti-kink protection
- outer diameter: 10 mm, inner diameter 6,5 mm

Technical data

- pressure max. 10 bar
- length: (stretched): 5 m (169P87/5) resp. 10 m (169P87/10)
- working range: 4 m (169P87/5) resp. 8 m (169P87/10)

	Item-No.
	169P87/10
	169P87/5



Pneumatic Drilling Machine

Features

- easy right-/left rotation changeover
- keyless drill chuck
- dust extraction through integrated silencer in the handle

Technical data

- rotation speed: 2000 rpm
- torque: max. 10 Nm
- drill chuck clamping range: 1 – 10 mm
- air consumption: 480 l/min
- operating pressure: 6,3 bar
- capacity: 0,4 kW
- max. sound pressure level: 88,7 dB(A)
- weight: 1,0 kg

	Item-No.
	80M13

 use only with twin service unit 169P85.



Pneumatic Chipping Hammer

- complete with 5 different chisels and carry case
- pointed chisel: 185 mm
- flat chisel: 175 mm
- chisel for separating sheet metal: 175 mm
- chisel for cutting sheet metal: 180 mm
- chisel for removing bolts: 175 mm

Technical data

- frequency: 3000 RPM
- travel of chisel: 65 mm
- chisel holder: hexagonal, 10 mm
- hose connection: brass nipple
- air consumption: 150 – 240 l/min
- work pressure: 4 – 6 bar, max. 7 bar
- weight: 1,7 kg net

	Item-No.
	169P65

 Use only with twin service unit 169P85.



Chisel for Pneumatic Chipping Hammer

- for item 169P65

Width	Length	Item-No.
20 mm	250 mm	169P65/250

 Suitable for chisel hammers with a 10 mm arbor.



Pneumatic Stapler

- for upholstery, tacking, etc., for staple size 6 – 16 mm length, with plug nipple for connection to quick hose coupling


Technical data

- air consumption: 0,5 litres per beat
- cartridge capacity: 155 staples
- work pressure: 3 – 6 bar
- weight: 0,900 kg net

	Item-No.
	169P66

 Use only with twin service unit 169P85.

Vacuum- & Compressed Air Technology



Staple

- for pneumatic stapler 169P66, spine width 12.8 mm

Length	Sales unit/Pcs	Item-No.
6 mm	3000	37P9/6
8 mm	3000	37P9/8
10 mm	3000	37P9/10
12 mm	3000	37P9/12
14 mm	3000	37P9/14
16 mm	3000	37P9/16



Spray Gun

Features

- paint container, plastic, 0,6 litres
- screw-on lid
- adjustable round and flat spray patterns
- plug nipple for quick hose coupling

Technical data

- air requirement: 130 – 200 l/min
- work pressure: 2 – 4 bar
- weight: 0,77 kg net

	Item-No.
	169P64



Air Gun

- aluminum

Features

- plug nipple for quick hose coupling

Technical data

- clear width of the hose: 6 mm
- weight: 0,260 kg net

	Item-No.
	169P86

Vacuum- & Compressed Air Technology



Tire Pressure Gauge

- aluminum

Features

- pressure gauge with rubber protection
- adapter nipple for car valve
- adapter nipple for wheelchairs, bicycles and needle valves
- plug nipple for quick hose coupling

Technical data

- weight: 1,0 kg net

	Item-No.
	169P67



Pneumatic Drilling Machine

Features

- right/left hand drill action
- keyless chuck 3/8"
- powerful double drive for a quiet run and long-life cycle
- plug nipple for quick hose coupling

Technical data

- speed: 1800 RPM
- drill chuck clamping range: up to 10 mm
- air consumption: 460 l/min
- weight: 0,9 kg net
- operating pressure: 2 – 6,3 bar, max. 6,3 bar

	Item-No.
	169P68

 Use only with twin service unit 169P85!



Paint Beater

- for pneumatic drilling machine 169P68
- for agitation of coating compounds and plaster

Diameter	Length	Item-No.
60 mm	380 mm	169P68/F



Compressed Air Plaster Cast Saw

- oscillating saw

Features

- 1 saw blade 169P69/60
- 2 fork wrenches
- plug nipple for quick hose coupling
- flexible exhaust hose, item 169P69/A only

Technical data

- operation pressure: 6 bar, max. 6,2 bar
- rotation speed: 14000 rpm
- air consumption: 560 l/min
- max. cutting depth: 14,29 mm
- max. cutting width: 1,19 mm
- weight: 1 kg

Version	Item-No.
Compressed air plaster cast saw standard version	169P69
Compressed air plaster cast saw with exhaust air hose	169P69/A



Use only with twin service unit 169P85!

Circular Saw Blade

- for item 169P69



Diameter	Item-No.
60 mm	169P69/60

Plastics- & Metal Processing Machines



Plastics- & Metal Processing Machines

Modern, high quality and complex handcrafted supplies in orthopaedic technology require machines which are working as professionally as you are. All machines produced and supplied by us have been manufactured according to the latest German respectively EU- accident-prevention standards. Whereas, the socket router is the fundamental machine of any artisanal activity in orthopaedic technology.

Our strong and efficient socket routers of the trademark "Maschinen Schmid" stand for precision and longevity and for decades, have been the flagships in orthopaedic technology. "Maschinen Schmid", founded in the thirties of the past century, grew within shortest time into "the" machine supplier for orthopaedic technology. Besides socket routers, planing machines, turning-lathes, band saws and belt grinding machines which were called "Kombina/Optima" at that time, were manufactured as well. Back then and now, the focus has been and still is on excellent price-quality ratio, room-saving construction and simple operation. In the meantime, company "Maschinen Schmid GmbH" has been 100 % integrated into Streifeneder ortho.production GmbH. Longlasting and outstandingly sturdy motors describe the most important advantage compared to many machines of our competitors. The entire production of "Maschinen Schmid" socket routers in Germany guarantees sturdy and reliable quality and ensures that the machines will operate up to 70 years without facing any mechanical problems.



Nowadays, the growing number of materials to be processed requires a large number of various milling- and grinding tools.

Therefore, you will find in our product range more than 150 different tool bits, optimally adapted to the numerous materials.



On the following pages, you will find an adequate selection of the latest machines developed for orthopaedic technology. We are pleased to offer our best possible support to help you with your concept plans in accordance with the new foundation of your workshop or remodelling an existing one.

A comfortable, healthy working environment with modern machines and clean air are the main issues to correspond with the legal guidelines. You will find the respective dust extraction devices in the next chapter.

We are able to refer to numerous reference addresses world wide. Trust us!

Plastics- & Metal Processing Machines



Features

- Router motor with continuously adjustable electronic speed control, incl. motor brake
- for connection to a central dust extractor with minimum air speed of 20 m/s and vacuum of 780 Pa
- infinitely variable angle adjustment of the motor shaft
- manual height adjustment by means of crank handle

Features

- multiple adjustable extractor hopper
- removable axis protection
- fork spanner 24 mm and 27 mm
- threaded bolt 5/8" or M16

Electrical equipment

- EMERGENCY-OFF foot switch
- ON / OFF switch for router motor
- with motor protection switch
- approx. 2 m power cord with CEE plug 5 x 16 A

Technical Data:

- Total height: 1600 mm
- Foot dimensions / space requirement W x D: 570 x 450 mm
- Work place requirement W x D: approx. 1000 mm x 1400 mm
- Variable working height: 560 – 1400 mm
- router axis length: 430 mm
- Suction nozzle: Ø 125 mm with a reduction to Ø 100 mm
- Continuously adjustable speed: 750 – 3000 rpm
- noise level: approx. 68 dB(A)
- Power requirements: 400 V / 50 – 60 Hz / 3 Ph / 2.2kW
- Colour: RAL 7011 anthracite, powder-coated
- Weight: 140 kg

Special voltages

- 230 V / 50 – 60 Hz / 1 Ph / 2.2kW (2M10/1523)

	Item-No.
	2M10

I For use of machines with frequency converters: For continuous speed adjustment, we recommend to replace the FI-switch (leakage current switch) in the switch box by an all-current sensitive FI.

Plastics- & Metal Processing Machines



Magnetic Lamp

- with 24 V transformer for protective low voltage, rubber lamp and safety glass resistant to temperature alternations, rubber plug and on/off switch

Technical data

- transformer: 230 V / 24 V / 25 VA
- power cord: 5 m
- lamp diameter: 9 cm
- length: 69 cm
- weight: 2,6 kg net

Item-No.
168P2



The lamp comes complete, ready for use with transformer!



picture similar

Threaded Stud

- It = Interior thread machine, Et = Exterior thread

IG	Et	Item-No.
5/8"	M16	1M23/16
5/8"	5/8"	1M23/58
M16	M16	1M24/16
M16	5/8"	1M24/58



165P21/16

Threaded Manifold

- It = Interior thread, Et = Exterior thread

IG	Et	Item-No.
5/8"	1/2"	165P21/12
M16	5/8"	165P21/16
5/8"	M16	165P21/58



Insulation Mat

- anti-vibration mat to dampen acoustic noise and vibration of machines
- oil and grease resistant, to a limited extent resistant to fuel, acid and alkalis
- temperature resistant from -10 °C to +70 °C
- colour: black
- thickness: 10 mm

Item-No.
160M2




The mats will be cut to fit the dimensions of the machine floor column. Please indicate those dimensions when placing your order. Upon request, we gladly offer you the screw material for surface mounting!



Screw Insulation

- screw insulation made of natural rubber
- for decoupling screw connections for surface mounting of machines
- buffer – opposing buffer mounting
- metall parts galvanized steel
- inner diameter: 10 mm
- outer diameter: 25 mm
- height: 8 mm

	Item-No.
	160M3/10

 Upon request, we will gladly offer you the screw material for surface mounting!



Jaw Wrench

Spanner size	Item-No.
27 mm	173P9/27
50 mm	173P9/50



Emergency Floor Push Stop

	Item-No.
	3M51

Plastics- & Metal Processing Machines



CEE Plug

- current load: 16 A
- voltage: 400 V, 3P+N+PE
- safety class: IP 44

	Item-No.
	10M10



CEE Electrical Outlet

- protection: 16 A
- voltage: 400 V, 3P+N+PE
- safety class: IP 44

	Item-No.
	10M11



Braking Unit

Electronic DC brake

Features

- DC braking with one-way rectification
- suitable for all asynchronous motors
- easy mounting, also for retrofitting into existing plants

Technical data

- dimensions W x D x H: 100 x 120 x 73 mm
- power requirements: 220 – 240 V / 50 – 60 Hz / 10 A / 1,1 kW
- integrated braking contactor, for devices up to 20 A

	Item-No.
	1M26



Filter Cartridge

- for machine type 1M3 (titan socket router)
- filter surface 6,7 m², very good filtration efficiency by using fleece fabrics
- easy cleaning with the integrated filter cleaner
- incl. clamping- and sealing ring, simple mount, without tools
- weight: 11 kg net

Diameter	Hight	Item-No.
450 mm	670 mm	150M6

Plastics- & Metal Processing Machines



Disposable Chip Bag

- for titan socket router 1M3

Item-No.
150M3



Filter Cartridge

- for machine type Optima
- filter surface 4 m²
- very good filtration efficiency by using fleece fabrics
- easy cleaning with the integrated filter cleaner
- incl. clamping- and sealing ring, simple mount, without tools
- weight: 11 kg net

Diameter	Height	Item-No.
390 mm	650 mm	150M8

without picture

Filter Basket Cleaner

- mechanical, completely installed

Item-No.
150M7



Ball Cutter

- for wood- and hard foam works, with replaceable cutter

Ø x L	Thread	Item-No.
38 x 90 mm	M16	161P90/38
38 x 90 mm	5/8"	161P90A/38
50 x 100 mm	5/8"	161P90A/50

Rasp Head


- for wood, hard foam and soft foam works, medium cut



Ø x L	Thread	Item-No.
30 x 85 mm	M16	161P5/3
30 x 85 mm	5/8"	161P5A/3
35 x 55 mm	M16	161P5/4
35 x 55 mm	5/8"	161P5A/4
50 x 80 mm	M16	161P5/2
50 x 80 mm	5/8"	161P5A/2
50 x 100 mm	M16	161P5/1
50 x 100 mm	5/8"	161P5A/1
30 x 105 mm	M16	161P5/6
30 x 105 mm	5/8"	161P5A/6

Rasp Head


- for wood, hard foam and soft foam works, fine cut



Ø x Length	Thread	Item-No.
30 x 85 mm	M16	161P4/3
30 x 85 mm	5/8"	161P4A/3
35 x 55 mm	M16	161P4/4
35 x 55 mm	5/8"	161P4A/4
50 x 100 mm	M16	161P4/1
50 x 100 mm	5/8"	161P4A/1

Rasp Head with Shank

- for plastic works
- Ø 22 mm, length 130 mm



Cut	Thread	Item-No.
fine	M16	161P5/5
fine	5/8"	161P5A/5
medium	M16	161P4/2
medium	5/8"	161P4A/2


Plastics- & Metal Processing Machines



Rasp Head without Shank

- for plastic works
- Ø 22 mm, length 58 mm

Cut	Thread	Item-No.
fine	M10	161P50/5
medium	M10	161P40/2



Fir Cone Cutter, HSS

- spiral fluted, for aluminum and plastic
- Ø 22 mm

Length	Thread	Item-No.
130 mm	M16	161P57
130 mm	5/8"	161P57/A
110 mm	M16	161P58
110 mm	5/8"	161P58/A



Fir Cone Cutter, HSS

- spiral fluted, for aluminum and plastic
- Ø 22 mm

Length	Thread	Item-No.
58 mm	M10	161P57/O
36 mm	M10	161P58/O



Shank

- for rasp head 161P50, 161P40 and conical cutter 161P57, 161P58
- length 70 mm, thread M10

Thread	Item-No.
M16	165P22/16
5/8"	165P22/58




Conical Cutter, HSS

- spiral fluted, for aluminum and plastic
- Ø 27 mm, length 76 mm

Thread	Item-No.
M16	161P56
5/8"	161P56/A

Plastics- & Metal Processing Machines



Drum Cutter

- spiral fluted, for aluminum and plastic
- Ø 50 mm, length 50 mm

Thread	Item-No.
M16	161P59
5/8"	161P59/A



Groove Cutter, HSS

- with holder, mills channels for wooden tongues 6P13
- Ø 80 x 4 mm


Thread	Item-No.
5/8"	156P1/58



Groove Cutter, HSS

- for item 156P1/16
- without holder

Diameter	Hole	Item-No.
80 x 4 mm	16 mm	156P1



Sanding Roll


Ø x Length	Thread	Item-No.
25 x 50 mm	M16	161P45
25 x 50 mm	5/8"	161P45/A
45 x 75 mm	M16	161P52
45 x 75 mm	5/8"	161P52/A
60 x 75 mm	M16	161P47
60 x 75 mm	5/8"	161P47/A
100 x 100 mm	M16	161P51
100 x 100 mm	5/8"	161P51/A

Sanding sleeve



- ceramic sanding sleeve suitable for item 161P51
- extremely high sanding performance at up to 300% compared to conventional sanding sleeves
- low sanding temperature due to special coating
- excellent sanding results with less wear

Diameter x Length	Grain size	Item-No.
100 x 100 mm	40	161P96/40


 When grinding plastics, the sanding sleeve does not stick so quickly as the temperature is dissipated more effectively by the ceramic grain.

Sanding sleeve



- ceramic sanding sleeve suitable for item 161P47
- extremely high sanding performance at up to 300% compared to conventional sanding sleeves
- low sanding temperature due to special coating
- excellent sanding results with little wear

Diameter x Length	Grain size	Item-No.
60 x 75 mm	40	161P93/40

 When grinding plastics, the sanding sleeve does not stick so quickly as the temperature is dissipated more effectively by the ceramic grain.

Sanding Sleeves



- for item 161P45, 161P47, 161P51 and 161P52
- PU = 10 pieces

Ø x Length / for Item-No.	Grain size	Item-No.
25 x 50 mm / 161P45	K 40	161P46/40
25 x 50 mm / 161P45	K 80	161P46/80
25 x 50 mm / 161P45	K 120	161P46/120
45 x 75 mm / 161P52	K 24	161P48/24
45 x 75 mm / 161P52	K 40	161P48/40
45 x 75 mm / 161P52	K 60	161P48/60
45 x 75 mm / 161P52	K 80	161P48/80
45 x 75 mm / 161P52	K 100	161P48/100
45 x 75 mm / 161P52	K 120	161P48/120
60 x 75 mm / 161P47	K 24	161P49/24
60 x 75 mm / 161P47	K 40	161P49/40
60 x 75 mm / 161P47	K 60	161P49/60
60 x 75 mm / 161P47	K 80	161P49/80
60 x 75 mm / 161P47	K 100	161P49/100
60 x 75 mm / 161P47	K 120	161P49/120
100 x 100 mm / 161P51	K 24	161P50/24
100 x 100 mm / 161P51	K 40	161P50/40
100 x 100 mm / 161P51	K 80	161P50/80
100 x 100 mm / 161P51	K 120	161P50/120

Sanding Roll, small



- length 75 mm

Diameter	Thread	Item-No.
45 mm	M16	161P72
45 mm	5/8"	161P72/A
60 mm	M16	161P73
60 mm	5/8"	161P73/A

Sanding Sleeves



- for item 161P72 and 161P73, length 75 mm
- PU = 10 pieces

Ø / for Item-No.	Grain size	Item-No.
45 mm / 161P72	K 24	161P72/24
45 mm / 161P72	K 40	161P72/40
45 mm / 161P72	K 80	161P72/80
45 mm / 161P72	K 120	161P72/120
45 mm / 161P72	K 240	161P72/240
60 mm / 161P73	K 24	161P73/24
60 mm / 161P73	K 40	161P73/40
60 mm / 161P73	K 80	161P73/80
60 mm / 161P73	K 120	161P73/120
60 mm / 161P73	K 180	161P73/180
60 mm / 161P73	K 240	161P73/240

Rubber for Polishing Arbor



- for item 161P72 and 161P73, length 75 mm

Diameter	for Item-No.	Item-No.
45 mm	161P72	161P72/E
60 mm	161P73	161P73/E

Adjustable Twin Pin Key



- for item 161P72 and 161P73

Item-No.
161P74

Tool Key for Habermann Sanding Drum



- for Habermann Sanding Drum (161P60)
- adjustable

Item-No.
161P62

Sanding Sleeves



- suitable for item 161P60
- PU = 10 pieces

Ø x Length	Grain size	Item-No.
45 x 50 mm	K 60	161P63/1
45 x 50 mm	K 100	161P63/2
45 x 50 mm	K 150	161P63/3
60 x 50 mm	K 60	161P64/1
60 x 50 mm	K 100	161P64/2
60 x 50 mm	K 150	161P64/3
60 x 100 mm	K 60	161P65/1
60 x 100 mm	K 100	161P65/2
60 x 100 mm	K 150	161P65/3
85 x 50 mm	K 60	161P66/1
85 x 50 mm	K 100	161P66/2
85 x 50 mm	K 150	161P66/3

Rubber Covering



- for item 161P60

Diameter	Length	Item-No.
45 mm	58 mm	161P61/1
60 mm	58 mm	161P61/2
60 mm	100 mm	161P61/3
85 mm	58 mm	161P61/4

Sanding Drum



- length 60 mm


Diameter	Thread	Item-No.
55 mm	M16	161P6/55



Sanding Strip Roll

- suitable for item 161P6, width 60 mm
- PU = 50 m per roll


Grain size	Item-No.
K 40	107P28/4
K 50	107P28/5
K 60	107P28/6
K 80	107P28/8
K 100	107P28/10
K 120	107P28/12
K 150	107P28/15
K 180	107P28/18



Sand Paper

- sand paper
- PU = 1 piece

Size	Grain size	Item-No.
280 x 230 mm	K 40	107P21/4
280 x 230 mm	K 60	107P21/6
280 x 230 mm	K 80	107P21/8
280 x 230 mm	K 100	107P21/10
280 x 230 mm	K 120	107P21/12
280 x 230 mm	K 180	107P21/18
280 x 230 mm	K 220	107P21/22



Sanding-Genius

- sanding sponge set
- for all surfaces like immersions and roundings
- set consisting of: 2 sanding sponges fine (grit 180) and 1 sanding sponge coarse (grit 60)
- PU = 1 set

Technical data

- dimensions W x D x H: 97 x 68 x 27 mm

Item-No.
107P8

Plastics- & Metal Processing Machines

Sandpaper for Wet Sanding



Size	Grain size	Item-No.
280 x 230 mm	K 180	107P22/18
280 x 230 mm	K 240	107P22/24
280 x 230 mm	K 400	107P22/40


Sanding Strip Roll



- PU = 50 m per roll

Width	Grain size	Item-No.
60 mm	K 400	107P5/400

Sanding Net



- based on silicon, suitable for wet grinding in order to get glazed surfaces
- PU = 5 sheets


Dimensions W x L	Grain size	Item-No.
230 x 280 mm	K 100	107P31/100
230 x 280 mm	K 220	107P31/220

Sanding Sheets



- for item 161P100 and 161P102
- PU = 10 pieces

L x W	Grain size	for Item-No.	Item-No.
240 x 100 mm	K 40	161P100	161P101/4
240 x 100 mm	K 80	161P100	161P101/8
350 x 100 mm	K 40	161P102	161P103/4
350 x 100 mm	K 120	161P102	161P103/12



Sanding Strip Roll

- full resin bond
- width: 100 mm
- PU = 50 m per roll

Grain size	Item-No.
K 40	107P29/40
K 80	107P29/80
K 120	107P29/120



Sanding Roll

- to pull onto the router machine shaft, comes with one sanding sleeve
- tapered hole \varnothing 72,5 mm, length 200 mm

Application	Item-No.
	161P85/200
for Trautmann Router Machine	161P85/T



Sanding Sleeves

- for item 161P85, \varnothing 72,5 mm, length 200 mm
- PU = 10 pieces


Grain size	Item-No.
K 40	161P86/40
K 50	161P86/50
K 80	161P86/80
K 100	161P86/100

Sanding sleeve



- ceramic sanding sleeve suitable for item 161P68
- extremely high sanding performance at up to 300% compared to conventional sanding sleeves
- low sanding temperature due to special coating
- excellent sanding results with little wear

Diameter x Length	Grain size	Item-No.
74 x 190 mm	40	161P94/40
74 x 190 mm	80	161P94/80

 When grinding plastics, the sanding sleeve does not stick so quickly as the temperature is dissipated more effectively by the ceramic grain.

Abrasive Flap Wheel



- Ø 58 mm, length 58 mm

Thread	Item-No.
M16	161P7

Sand Paper Set



- for item 161P7, 5-parts, length 55 mm, width 70 mm
- PU = 1 set


Grain size	Item-No.
K 40	161P7/K40
K 50	161P7/K50
K 60	161P7/K60
K 80	161P7/K80
K 120	161P7/K120
K 180	161P7/K180



Sanding Sleeves

- for item 161P83
- Ø 79,9 mm, length 130 mm
- PU = 10 pieces

Grain size	Item-No.
K 40	161P84/40
K 60	161P84/60
K 80	161P84/80
K 120	161P84/120



Sanding Sleeves

- for item 161P81
- circumference 450 mm, length 130 mm
- PU = 10 pieces

Grain size	Item-No.
K 24	161P82/24
K 40	161P82/40
K 60	161P82/60
K 80	161P82/80
K 120	161P82/120



Sanding Sleeves

- for item 161P81, tight version
- circumference 448 mm, length 130 mm
- PU = 10 pieces

Grain size	Item-No.
K 24	161P82/24E
K 40	161P82/40E
K 120	161P82/12E



Grinding Fleece Sleeve

- for item 161P81 and 161P83
- for cosmetic soft foam works

for Item-No.	Circumference x Length	Item-No.
161P81	440 x 130 mm	161P82/V
161P83	253 x 120 mm	161P84/V



Polishing Arbor

- length 100 mm

Diameter	Thread	Item-No.
20 mm	5/8"	161P79/A
25 mm	5/8"	161P75/A
20 mm	M 16	161P79



Sanding Sleeves

- for item 161P75 and 161P79
- length 50 mm
- PU = 10 pieces

Diameter	Grain size	Item-No.
20 mm	K 40	161P79/40
20 mm	K 150	161P79/150
25 mm	K 40	161P76/40
25 mm	K 150	161P76/150



Rubber Core Replacement

- for item 161P75 and 161P79

for Item-No.	Item-No.
161P75	161P75/E
161P79	161P79/E



Sanding Drum, conical

- length 60 mm, Ø 22/36 mm

Thread	Item-No.
M16	161P80
5/8"	161P80/A


Sanding sleeve




- ceramic sleeve suitable for item 161P80
- extremely high sanding performance at up to 300% compared to conventional sanding sleeves
- low sanding temperature due to special coating
- excellent sanding results with little wear

table 1

diameter x length	grain size	Item-No.
60 x 36 x 22 mm	60	161P95/60
60 x 36 x 22 mm	80	161P95/80

 When grinding plastics, the sanding sleeve does not stick so quickly as the temperature is dissipated more effectively by the ceramic grain.

Sanding Sleeves



- for item 161P80
- length 60 mm, Ø 22/36 mm
- PU = 10 pieces

Grain size	Item-No.
K 50	107P1/50
K 80	107P1/80
K 150	107P1/150

Sanding Drum



- with shank, thread M6

Diameter	Length	Item-No.
11 mm	25 mm	161P0/1125
16 mm	25 mm	161P0/1626
21 mm	40 mm	161P0/2140

Sanding Sleeve



- for item 161P0
- PU = 10 pieces

Grain size / Ø x L	for Item-No.	Item-No.
K 60 / 11 x 25 mm	161P0/1125	161P01/60
K 150 / 11 x 25 mm	161P0/1125	161P01/150
K 60 / 16 x 25 mm	161P0/1626	161P02/60
K 150 / 16 x 25 mm	161P0/1626	161P02/150
K 60 / 21 x 40 mm	161P0/2140	161P03/60
K 150 / 21 x 40 mm	161P0/2140	161P03/150

Sanding Drum



- with rubber core, shank thread M6

Diameter	Length	Item-No.
22 mm	20 mm	161P0/2220
30 mm	20 mm	161P0/3020

Sanding Sleeves



- for item 161P0
- PU = 10 pieces

Grain size / Ø x L	for Item-No.	Item-No.
K 40 / 22 x 20 mm	161P0/2220	161P04/40
K 120 / 22 x 20 mm	161P0/2220	161P04/120
K 40 / 30 x 20 mm	161P0/3020	161P05/40
K 120 / 30 x 20 mm	161P0/3020	161P05/120

Lamella Fleece Sanding Drum



- with threaded pin M6

Diameter	Width	Item-No.
60 mm	50 mm	161P78



Fleece Fan Sanding Drum

- with threaded pin M6

Diameter	Width	Item-No.
60 mm	50 mm	161P77



Grinding Fleece Sleeve

- suitable for item 161P51
- for individual use
- particularly suitable for grinding cushioning materials and soft plastics in the edge area
- no surface changes due to abrasive grains, open structure facilitates absorption of dirt particles
- good absorption of polishing agents

Diameter x Length	Item-No.
100 x 100 mm	161P97



Tool Holder

- for item 161P0, 161P77 and 161P78
- interior thread M6 for sanding attachment
- Mt = Machine thread

Mt x interior thread	Item-No.
M16 x M6	161P44/16
5/8" x M6	161P44/58



Sanding Drum

Ø x L	Thread	Item-No.
45 x 70 mm	M16	161P40/45
45 x 70 mm	5/8"	161P40A/45
65 x 90 mm	M16	161P40/60
65 x 90 mm	5/8"	161P40A/60



Sanding Cap

- for item 161P40
- PU = 6 pieces per box


Ø x Length	Grain size	Item-No.
45 x 70 mm	K 40	161P41/40
45 x 70 mm	K 80	161P41/80
65 x 90 mm	K 40	161P42/40
65 x 90 mm	K 80	161P42/80



Rubber Sanding Cone

- for plastic processing
- Ø 60 mm, length 80 mm
- max. speed 3000 rpm

Thread	Item-No.
M16	161P3
5/8"	161P3A



Polishing Drum

- for plastic works
- Ø 60 mm, length 40 mm

Thread	Item-No.
M16	161P23
5/8"	161P23A



Replacement Rubber

- for item 161P23

Diameter	Length	Item-No.
60 mm	40 mm	161P23/E



Polishing Cone

- Ø 60 mm, length 80 mm

Thread	Item-No.
5/8"	161P22A



Corundum Sanding Cone

- for metal works

Ø x L	Thread	Item-No.
50 x 70 mm	M 16	161P24/2
50 x 70 mm	5/8"	161P24A/2
60 x 80 mm	M16	161P24/3

Plastics- & Metal Processing Machines



Felt Cone

- with brass insert, for plastic works

Ø x Length	Thread	Item-No.
45 x 60 mm	M16	161P21
45 x 60 mm	5/8"	161P21A
60 x 80 mm	M16	161P20
60 x 80 mm	5/8"	161P20A



Felt Cone

- with threaded metal bushing, without flint glueing

Ø x L	Thread	Item-No.
45 x 60 mm	M16	161P25/1
45 x 60 mm	5/8"	161P25A/1
55 x 80 mm	M16	161P25/2
55 x 80 mm	5/8"	161P25A/2
65 x 90 mm	M16	161P25/3
65 x 90 mm	5/8"	161P25A/3

without picture

Abrasive grain glue

- for applying flint (emery) to sanding discs, belts and felt sanding cones

Content	Item-No.
1.0 litre	118P5

Grinding Cone made of Silicone




scope of supply does not include stand

- perfectly suitable for grinding the edges of soft and permanently flexible plastic materials (e.g. EVA-based materials such as Streifyflex or Streifytec soft, LDPEs with low density, e.g. Streifylast)
- not suitable for hard materials and foams

Thread	Colour	Item-No.
M16	anthracite	161P26/1
5/8"	anthracite	161P26A/1
M16	anthracite	161P26/2
5/8"	anthracite	161P26A/2
M16	anthracite	161P26/3
5/8"	anthracite	161P26A/3
M16	anthracite	161P26/4
5/8"	anthracite	161P26A/4
M16	anthracite	161P26/5
5/8"	anthracite	161P26A/5

Order reference: The desired type can be determined by means of the product picture, e.g. 1: item-no. 161P26/1 resp. 161P26A/1.

 Exchange service of silicone bodies available upon request.

Stand for 5 grinding cones made of silicone



scope of supply does not include grinding cones

- stand for 5 grinding cones made of silicone
- M16/5/8"
- material: plastic

Item-No.
161P26

Polishing Wheel



- suitable for item 161P33
- made of cotton, for polishing works

Ø x Width	Hole	Item-No.
120 x 20 mm	16 mm	161P32/1
200 x 30 mm	16 mm	161P32/2
200 x 30 mm	20 mm	161P32/3
250 x 30 mm	16 mm	161P32/4

 Different dimensions upon request!

Polishing Wheel / Wave Folding



- suitable for item 161P33
- for plastic works, Ø 180 mm

Width	Hole	Item-No.
20 mm	16 mm	161P32/W

Lamella Fleece Wheel



- suitable for item 161P33
- for metal- and plastic works
- width 50 mm

Diameter	Thread	Item-No.
80 mm	5/8"	159P5/80
100 mm	5/8"	159P5/100

159P5/80



159P5/100



Lamella Fleece Wheel

- suitable for item 161P33
- without thread, for metal- and plastic works
- width 50 mm


Diameter	Hole	Item-No.
200 mm	16 mm	159P5/200



Lamella Wheel

- for plastic works

Diameter	Grain size	Item-No.
165 mm	K 320	161P31

 Attention: Use only with tension disc!



Tension Disc

- suitable for item 161P33 and item 161P31
- PU = 1 pair

Hole	Item-No.
16 mm	161P34



Holder

- for all polishing- and lamella wheels

Thread	Item-No.
M16	161P33/16
5/8"	161P33/58

Plastics- & Metal Processing Machines



Wide Belt Sander

Features

- 2-speed motor
- space saving, robust construction
- designated for connection to an external dust suction unit
- with closed belt protection
- quick action fastener for easy change of sanding belt

Basic equipment

- 1 sanding belt 200 x 1500 mm (107P60/40)
- support table with adjustable tilt angle from -10° to +45°

Electrical equipment


- motor protection switch
- 3 m power cord with CEE plug 5 x 16 A

Technical data

- dimensions W x D x H: 620 x 430 x 1470 mm
- rotation speed: 1450 / 2900 rpm
- extractor connection Ø 100 mm
- sanding belt speed: 10/20 m/sec.
- sanding width: max. 200 mm
- belt length: 1.500 mm
- power requirements: 400 V / 50 Hz / 3 Ph / 1,8 kW / 2,2 kW
- colour: RAL 7035 light grey
- weight: 120 kg net

Item-No.

110M4



Wide Belt Sander

Features

- as 110M4 but with 300 mm belt width
- one-speed motor

Features

- 1 sanding belt 300 x 2000 mm (107P50/40)
- support table with adjustable tilt angle from -10° to +45°

Electrical equipment

- motor protection switch
- 3 m power cord with CEE plug 5 x 16 A

Technical data

- dimensions W x D x H: 770 x 730 x 1630 mm
- rotation speed: 1450 rpm
- extractor connection Ø 150 mm
- sanding belt speed: 15 m/sec
- sanding width: max. 300 mm
- sanding belt length: 2000 mm
- Power requirements: 400 V / 50 Hz / 3 Ph / 3.0kW
- colour: RAL 7035 light grey
- Total weight: approx. 190 kg

Special voltages

- 208 V / 60 Hz / 3 Ph / 3.0 kW (110M5/3620)

Item-No.

110M5



Sanding Belt

- for wood and plastic, MA=Machine, EM=External Make

L x W / grain size	for MA	Item-No.
1500 x 200 mm / K 40	110M4	107P60/40
2000 x 300 mm / K 24	110M5	107P50/24
2000 x 300 mm / K 40	110M5	107P50/40
2000 x 300 mm / K 80	110M5	107P50/80
1800 x 300 mm / K 40	FF	107P62/40



Sanding Belt

- MA = Machine Type, EM = External Make

L x W / grain size	for MA	Item-No.
2250 x 50 mm / K 40	FF	107P56/40
2250 x 50 mm / K 60	FF	107P56/60
2250 x 50 mm / K 80	FF	107P56/80
2250 x 50 mm / K 120	FF	107P56/120
2250 x 50 mm / K 180	FF	107P56/180
2250 x 50 mm / K 240	FF	107P56/240
2000 x 50 mm / K 40	FF	107P61/40
2000 x 50 mm / K 80	FF	107P61/80
2000 x 50 mm / K 120	FF	107P61/120
3500 x 50 mm / K 40	Optima	107P58/40
3500 x 50 mm / K 80	Optima	107P58/80
3500 x 50 mm / K 120	Optima	107P58/120

Plastics- & Metal Processing Machines



Belt Sander

Features

- floor stand
- 2-speed motor
- for connection to central exhaust unit with minimum air speed 20 m/sec

Basic equipment

- continuously adjustable tilting angle of the working surface by 90°
- speed control

Electrical equipment

- motor protection switch
- 1,3 m power cord with CEE plug 5 x 16 A

Technical data

- dimensions W x D x H: 800 x 850 x 1520 mm
- space requirements W x D: approx. 1800 x 1400 mm
- extractor connection: Ø 100 mm
- sanding belt width: 250 mm
- sanding belt length: 2000 mm
- rotation speed: 1400/2800 rpm
- sanding belt speed: 15/30 m/sec
- power requirements: 400 V / 50 Hz / 3 ph / 2,3 kW / 3,0 kW
- colour: RAL 7035 light grey
- weight: 152 kg

Item-No.
10M37/3540



Sanding Belt

- for wood and plastic, for item 10M35 and 10M37

Dimensions	Grain size	Item-No.
2000 x 250 mm	K 40	107P59/40



Combination Sander

Features

- floor stand
- 2-speed motor
- for connection to central exhaust unit with minimum air speed 20 m/s

Basic equipment

- left side face plate Ø 350 mm with support table
- right side contact wheel and belt tensioning arm
- speed control

Electrical equipment

- motor protection switch
- 1,3 m power cord with CEE plug 5 x 16 A

Technical data

- dimensions W x D x H: 800 x 800 x 1900 mm
- space requirements W x D: approx. 1700 x 1400 mm
- 1 x extractor connection each, Ø 100 mm
- sanding belt width: 50 mm
- sanding belt length: 2500 mm
- face plate: Ø 350 mm
- rotation speed: 1400/2800 rpm
- sanding belt speed: 18/36 m/sec
- power requirements: 400 V / 50 Hz / 3 Ph / 1,3 kW / 1,8 kW
- colour: RAL 7035 light grey
- weight: 102 kg

Item-No.
10M38/3540



Grinding Belt

- for item 10M36 and 10M38

Dimensions	Grain size	Item-No.
2500 x 50 mm	K 60	107P63/60
2500 x 50 mm	K 120	107P63/120
2500 x 50 mm	K 180	107P63/180




Sanding Disc

- for face plates

Diameter	Grain size	Item-No.
320 mm	K 24	107P32/320
300 mm	K 36	107P30/300
350 mm	K 36	107P30/350
400 mm	K 36	107P30/400

Sanding Line



- infinitely, corundum and sinter ceramic-coated abrasive, resin-bonded

Dimensions	Grain size	Item-No.
2000 x 300 mm	K 40	107P70/40
2000 x 300 mm	K 60	107P70/60
2000 x 300 mm	K 80	107P70/80

Double Grinder 175 mm

Bench version



Features

- grinding wheel regular corundum coarse K36
- grinding wheel regular corundum fine K80
- spark guard
- viewing window made of break-proof material
- adjustable tool support
- rubber feet for vibration control
- approx. 1,4 m electric cord with Schuko plug

Technical data

- dimensions L x D x H: 389 x 233 x 279 mm
- grinding wheel Ø: 175 mm
- grinding wheel width: 25 mm
- speed: 2850 rpm
- power requirements: 230 V / 50 Hz / 1 Ph / 0,45 kW
- weight 14 kg

Item-No.
10M2/1523

Double Grinder

Pillar version



Features

- machine base
- cooling water container
- grinding wheel regular corundum coarse K36
- grinding wheel regular corundum fine K80
- spark guard
- viewing window made of break-proof material
- adjustable tool support
- rubber feet for vibration control
- approx. 1,4 m electric cord with Schuko plug

Technical data

- dimensions L x D x H: 389 x 270 x 1104 mm
- grinding wheel Ø: 175 mm
- grinding wheel width: 25 mm
- speed: 2850 rpm
- power requirements: 230 V / 50 Hz / 1 Ph / 0,45 kW
- weight: 28,5 kg



Item-No.

10M3/1523

Plastics- & Metal Processing Machines



Double Grinder 200 mm

Bench version

Features

- grinding wheel regular corundum coarse K36
- grinding wheel regular corundum fine K80
- spark guard
- viewing window made of break-proof material
- adjustable tool support
- rubber feet for vibration control
- approx. 1,4 m electric cord with Schuko plug

Technical Data

- dimensions L x D x H: 495 x 261 x 331 mm
- grinding wheel Ø: 200 mm
- grinding wheel width: 30 mm
- speed: 2850 rpm
- power requirements: 230 V / 50 Hz / 1 Ph / 0,6 kW
- weight: 18,5 kg

Item-No.
10M4/1523

Double Grinder 200 mm

Pillar version



Features

- machine base
- cooling water container
- grinding wheel regular corundum coarse K36
- grinding wheel regular corundum fine K80
- spark guard
- viewing window made of break-proof material
- adjustable tool support
- rubber feet for vibration control
- approx. 1,4 m electric cord with Schuko plug

Technical data

- dimensions L x D x H: 495 x 270 x 1156 mm
- grinding wheel Ø: 200 mm
- grinding wheel width: 30 mm
- speed: 2850 rpm
- power requirements: 230 V / 50 Hz / 1 Ph / 0,6 kW
- weight: 33 kg



Item-No.

10M5/1523

Plastics- & Metal Processing Machines



Double Grinder 300 mm

Bench version

Features

- grinding wheel regular corundum coarse K36
- grinding wheel regular corundum fine K80
- spark guard
- viewing window made of break-proof material
- adjustable tool support
- rubber feet for vibration control
- approx. 1,4 m electric cord with CEE plug 5 x 16A

Technical data

- dimensions L x D x H: 736 x 365 x 407 mm
- grinding wheel Ø: 300 mm
- grinding wheel width: 50 mm
- speed: 1450 rpm
- power requirements: 400 V / 50 Hz / 3 Ph / 2,2 kW
- weight: 84 kg

Item-No.
10M6/3540

Plastics- & Metal Processing Machines

Double Grinder 300 mm

Pillar version



Features

- machine base with door and shelf
- cooling water container
- grinding wheel regular corundum coarse K36
- grinding wheel regular corundum fine K80
- spark guard
- viewing window made of break-proof material
- adjustable tool support
- rubber feet for vibration control
- approx. 1,4 m electric cord with CEE-plug, 5 x 16A

Technical data

- dimensions L x D x H: 736 x 505 x 1197 mm
- grinding wheel Ø: 300 mm
- grinding wheel width: 50 mm
- speed: 1450 rpm
- power requirements: 400 V / 50 Hz / 3 Ph / 22 kW
- weight: 107 kg



Item-No.
10M7/3540

Spark Guard

- 2 units per machine, transparent shield with mounting fixture



for machine	Diameter	Item-No.
10M2, M3, M4, M5	190 mm	10M8/F
10M6, M7	230 mm	10M9/F



Grinding Wheel

- ordinary corundum, for machine 10M2 and 10M3
- Ø 175 mm, width 25 mm, hole Ø 50,8 mm

Grain size	Item-No.
coarse K 36	10M2/G
fine K 60	10M2/F



Grinding Wheel

- ordinary corundum, for machine 10M4 and 10M5
- Ø 200 mm, width 32 mm, hole Ø 50,8 mm

Grain size	Item-No.
coarse K 36	10M4/G
fine K 60	10M4/F



Grinding Wheel

- ordinary corundum, for machine 10M6 and 10M7
- Ø 300 mm, width 40 mm, bore Ø 76,2 mm

Grain size	Item-No.
coarse K 36	10M6/G
fine K 60	10M6/F

Combined Belt Sander / Grinder



picture similar

Features

- left side with grinding wheel Ø 300 mm, protective hood and tool support
- right side with rubber contact wheel Ø 450 mm
- sanding belt tensioning arm with closed protective hood
- 1 x corundum grinding wheel grit 36 (item 107P30/300)
- 1 x sanding belt grit 120 (item 107P57/120)
- 2,5 m power cord with CEE plug 5 x 16 A

Technical data

- dimensions W x D x H: 890 x 750 x 2200 mm
- extractor connection with outer Ø 126 mm
- sanding belt width: 50 mm
- sanding belt length: 3000 mm
- sanding belt speed: 35 m/sec
- speed: 1500 RPM
- power requirements: 400 V / 50 Hz / 3 Ph / 1,5 kW
- colour: RAL 7035 light grey
- weight net/gross: 170 / 285 kg

Item-No.
10M30

Double Belt Grinding Machine

without picture

Features

- 2 grinding belt tensioning arms with closed protective hoods
- 2 rubber contact wheels Ø 250 mm
- 2 grinding belts, grit 120 (item 107P63/120)
- 2,5 m power cord with CEE plug 5 x 16 A

Technical data

- dimensions W x D x H: 890 x 450 x 2005 mm
- extractor connection Ø 88 mm
- grinding belt width: 50 mm
- grinding belt length: 2500 mm
- speed: 3000 RPM
- power requirements: 400 V / 50 Hz / 3 Ph / 2,5 kW
- colour: RAL 7035 light grey
- weight net/gross: 192 / 307 kg

Item-No.
10M32

Plastics- & Metal Processing Machines

Combined Sanding / Polishing Machine



Features

- left side with polishing wheel Ø 300 mm
- protective hood
- right side with rubber contact wheel Ø 250 mm
- sanding belt tensioning arm with closed protective hood
- 1 x polishing wheel
- 1 x sanding belt grit 120 (107P63/120)
- 2,5 m power cord with CEE plug 5 x 16 A

Technical data

- dimensions W x D x H: 890 x 750 x 2200 mm
- left side extractor connection Ø 127 mm
- right side extractor connection Ø 88 mm
- sanding belt width: 50 mm
- sanding belt length: 2500 mm
- speed: 3000 RPM
- power requirements: 400 V / 50 Hz / 3 Ph / 2,5 kW
- colour: RAL 7035 light grey
- weight net/gross: 170 / 285 kg

Item-No.

10M31



Service parts available upon request!

Sanding Belt



- MA = machine

L x W / grain size	for MA	Item-No.
2500 x 50 mm / K 60	10M31, 32	107P63/60
2500 x 50 mm / K 120	10M31, 32	107P63/120
2500 x 50 mm / K 180	10M31, 32	107P63/180
3000 x 50 mm / K 40	10M30	107P57/40
3000 x 50 mm / K 60	10M30	107P57/60
3000 x 50 mm / K 80	10M30	107P57/80
3000 x 50 mm / K 120	10M30	107P57/120
3000 x 50 mm / K 180	10M30	107P57/180



Table Band Saw

Features

- high precision and cutting performance
- smooth running by balanced band wheel with rubber coating
- blade speeds for various applications and materials
- easy conversion to belt sander
- door opens without tool, protection with safety end switch
- GS dust-proof
- with stand for optimum work height

Basic equipment

- quick saw blade replacement
- saw band tension indicator with scale
- precision three-roller guide with HSS-wheels
- parallel fence with long profile, clamped in the front and in the back
- 1 pc. universal saw blade

Electrical equipment

- 2 m power cord with grounded plug

Technical data

- dimensions W x D x H: 665 x 795 x 1600 mm
- cutting height: 165 mm
- cutting width: 305 mm
- table size: 548 x 400 mm
- table adjustment: -2° – 45°
- saw blade width: 6 – 20 mm
- saw blade length: 2240 mm
- saw blade speed: 370 / 800 m/min
- extractor connection: Ø 100 mm
- power requirements: 230 V / 50 Hz / 1 ph / 0,9 kW
- colour: grey/green
- weight: 70,5 kg net

Item-No.
130M5

Band Saw model 600



- for cutting of wood, plastics and NE-metals

Features

- saw band tension indicator
- aluminium parallel stop with round bar guide
- 3-roll precision saw band guide
- cutting height adjustable by toothed rack
- grey cast iron saw table, tiltable from 0° to +20°
- doors protected by end switch
- self-braking motor
- emergency-off switch
- exhaust connection: 1 x Ø 120 mm
- 1 saw band for wood
- 1 saw band for synthetic materials and light metal
- approx. 2,3 m power cord with CEE plug 5 x 32A

Technical data

- dimensions W x D x H: 1000 x 790 x 2000 mm
- dimensions work table W x D: 875 x 600 mm
- saw table height: 860 mm
- cutting speed: 1600 rpm
- max. cutting height: 370 mm
- max. cutting width: 580 mm
- saw band length: 4520 – 4600 mm
- saw band thickness: 0,5 – 0,6 mm
- power requirements: 400 V / 50 Hz / 3 Ph / 2,2 kW
- weight: 280 kg

Item-No.

130M3/3540



Band Saw

- for processing of wood, plastics and metal

Features

- two cutting speeds
- very quiet run
- high performance
- heavy duty, closed steel construction
- saw blade is lead by three wheels and is protected except for the cutting area, 2 doors allow easy access to the blade
- table can be turned up to 45° at the right side
- limit stop insertable to the left and right table side

Basic equipment

- 1 saw blade for wood
- 1 saw blade for plastic
- upper and lower special bearing wheels
- blade guide

Electrical equipment

- main- and motor protection switch as emergency switch
- 2 m power cord

Technical data

- dimensions W x D x H: 1060 x 635 x 2060 mm
- table size: approx. 580 x 800 mm
- cutting height: approx. 345 mm
- cutting width: approx. 585 mm
- saw blade length: 4400 mm
- saw blade width: max. 35 mm
- extractor connection: Ø 100 mm
- 2-speed motor: 675 / 1350 RPM
- power requirements: 380 V / 50 Hz / 3 Ph / 2,2 kW
- colour: anthracite / RAL 7035 light grey
- weight: 270 kg

Special voltages

- 208 V / 60 Hz / 3 Ph+PE / 2,2 kW (130M7/3620)

Item-No.
130M7

Plastics- & Metal Processing Machines



picture similar

Precision Band Saw

- for wood, plastics and NE-metals

Features

- door opens without tool, protection with safety end switch
- viewing window for blade tension display
- two speeds, selection by means of V-belt adjustment
- quiet and precise operation due to warp-resistant machine body
- saw-table made of grey cast iron in one piece, with precisely ground and polished surface
- comfortable laser device for marking the cutting line
- quick-action saw band, tension adjustment by means of eccentric lever
- precise 3-roll saw band guide on top and bottom
- quick height adjustment by means of turning knob and toothed rod with millimeter scale
- aluminium parallel stop with eccentric quick clamp and magnifier
- mitre square stop, adjustable by 60° on both sides

Basic equipment

- 3 saw blades for soft and hard wood, plastics and NE-metals

Electrical equipment

- motor protection switch
- electronic motor brake
- 2 m power cord with CEE plug 5 x 16 A

Technical data

- work table dimensions W x D: 680 x 530 mm
- cutting speeds: 850 / 430 m/min.
- max. cutting height: 270 mm
- max. cutting width with stop: 474 mm
- max. cutting width without stop: 514 mm
- saw band length: 3865 mm
- saw table inclination: -10° to +45°
- motor power: 400 V / 50 Hz / 3 Ph / 2,25 kW
- dimensions W x D x H: 1024 x 800 x 2048 mm
- extractor connection: 2 x 100 mm
- weight: 163 kg

Item-No.

130M9/3540

Saw Band



- for item 130M9
- band saw blade, for wood, plastics and NE-metals, tooth pitch 4 T/", ready welded
- length: 3865 mm

Width	Item-No.
10 mm	108P12/10
16 mm	108P12/16
20 mm	108P12/20
25 mm	108P12/25


Saw Band



- for band saw 130M6
- length 3140 mm
- ready welded

Width	Thickness	Teeth/inch	Suitable for following materials	Item-No.
13 mm	0.65 mm	6/10	Plastics and light metals	108P1/314
16 mm	0.5 mm	4	Wood	108P4/314
13 mm	0.65 mm	10/14'	V2A and other steel types	108P2/314

Saw Band



- for band saw 130M3
- length 3140 mm
- ready welded


Width	Thickness	Teeth/inch	Suitable for following materials	Item-No.
25 mm	0.6 mm	3	Wood	108P4/458
27 mm	0.9 mm	4/6	Plastics and light metals	108P1/458



Saw Band

- for wood
- original Sweden Steel
- 0,65 mm (108P3) / 0,8 mm (108P4) thickness
- tooth pitch 4 T/”, teeth set, sharpened and ready welded
- MA = machine, EM = external make

L x W	for MA	Item-No.
2240 x 16 mm	130M5	108P3/224
3300 x 16 mm	130M4	108P3/330
3380 x 16 mm	130M2	108P3/338
3550 x 16 mm	130M6	108P3/355
4080 x 16 mm	FF	108P3/408
4400 x 16 mm	130M7	108P3/440
4500 x 16 mm	130M3	108P3/450
4960 x 16 mm	FF	108P3/496
3300 x 20 mm	130M4	108P4/330
3550 x 20 mm	130M6	108P4/355
4500 x 20 mm	130M3	108P4/450
4760 x 20 mm	FF	108P4/476



Saw Band

- for wood, supplied in coils, 4Z/”
- PU = 30 m roll

Width	Item-No.
16 mm x 0.65 mm	108P3/E
20 mm x 0.80 mm	108P4/E

Plastics- & Metal Processing Machines



Saw Band

- for stainless steel and other steel types, original Sweden Steel
- 0,65 mm thickness, tooth pitch 24 T", ready welded
- MA = machine, EM = external make

L x W	for MA	Item-No.
2240 x 6 mm	130M5	108P2/224
3300 x 6 mm	130M4	108P2/330
3380 x 6 mm	130M2	108P2/338
3550 x 6 mm	130M6	108P2/355
3800 x 6 mm	FF	108P2/380
4080 x 6 mm	FF	108P2/408
4400 x 6 mm	130M7	108P2/440
4500 x 6 mm	130M3	108P2/450
4760 x 6 mm	FF	108P2/476



Saw Band

- for stainless steel and other steel types, supplied in coils
- PU = 30,50 m roll

Width	Item-No.
6 mm x 0.65 mm	108P2/E



Saw Band

- for plastics and light metals, original Sweden Steel
- 0,65 mm thickness, tooth pitch 10 T", ready welded
- MA = machine, EM = external make

L x W	for MA	Item-No.
2240 x 8 mm	130M5	108P1/224
3150 x 6 mm	FF	108P1/315
3300 x 8 mm	130M4	108P1/330
3380 x 8 mm	130M2	108P1/338
3550 x 8 mm	130M6	108P1/355
4080 x 8 mm	FF	108P1/408
4400 x 8 mm	130M7	108P1/440
4500 x 8 mm	130M3	108P1/450
4760 x 8 mm	FF	108P1/476
4960 x 8 mm	FF	108P1/496


Plastics- & Metal Processing Machines



Saw Band

- for plastics and light metals, supplied in coils
- PU = 30 m roll

Width	Item-No.
8 mm x 0.65 mm	108P1/E

 Ready welded saw blades or saw blades in coils, are also available in other sizes and tooth pitches, upon request!



Bench Drill Press

Ausführung

- infinitely variable speed control
- usable table space 300 x 250 mm
- height adjustment of drill head via adjustable gas spring
- easy adjustable depth gauge
- speed- and drill depth indication: digital scale
- Thread cutting capacity max. M10
- on/off switch with low voltage release
- emergency switch
- quick Action Drill Chuck B16, 1 - 13 mm
- LED lit control panel
- 1,2 m electric cord with safety plug

Technical Data

- Dimensions W x D x H: 390 x 450 x 860 mm
- Spindle: B16 DIN 238
- Continuous-/normal drilling capacity: 13/15 mm
- Working radius: 225 mm
- Drilling depth: 60 mm
- Column: Ø 60 mm
- Distance spindle to table: 0 - 300 mm (top), 0 - 360 mm (base)
- Spindle speed: 40 - 4000 1/min stufenlos
- Power requirements: 230 V / 50 Hz / 0,54 kW
- Colour: top RAL 7005 grey, base RAL 9005
- Weight: 80 kg

Item-No.
100M9
100M9



Bench Drill Press

Features

- power transmission by aluminium pulley
- speed continuously adjustable
- digital speed display
- emergency-off switch
- keyless drill chuck 1 – 13 mm
- height adjustable table with toothed rack
- drill table rotation: 360°
- usable table space W x D: 290 x 290 mm
- EMV filter class C2
- approx. 1,6 m power cord with Schuko plug

Technical data

- dimensions W x D x H: 425 x 475 x 900 mm
- spindle fixture: MK 2
- continuous-/normal drilling capacity steel: Ø 12 / Ø 15 mm
- working radius: 230 mm
- drilling depth: 60 mm
- distance spindle to table: max. 375 mm
- distance drill chuck – machine foot: max. 355 mm
- spindle speed: 100 – 3000 rpm
- power requirements: 230 V / 50 Hz / 1 Ph / 0,85 kW
- weight: 66 kg net

Item-No.

100M2/1523



Bench Drill Press

Features

- power transmission by aluminium pulley
- speed adjustable in 12 steps
- digital drilling depth and speed display
- emergency switch
- Staples' length: 1 – 16 mm
- Morse Taper M 2 / B16
- drill depth stop
- V-belt cover with safety switch
- Right / left rotation
- height adjustable table with cograil
- Knee flexion angle: approx. 360°
- drill table incline: 45°
- usable drilling table area W x D: 280 x 245 mm
- approx. 1.6 m connection cable with CEE plug, 5-pin, 16A

Technical data

- Dimensions W x D x H: 330 x 615 x 1015 mm
- spindle fixture: MK 2
- continuous / normal drilling capacity steel: Ø 20 / Ø 25 mm
- overhang: 180 mm
- drilling depth: 80 mm
- distance drill chuck - drill table: max. 425 mm
- distance drill chuck - drill table: max. 618 mm
- Range: 200 – 2440 RPM
- Number of steps: 12 steps
- power requirements: 400 V / 50 Hz / 3 Ph / 0.75kW
- weight: 63.5kg

Item-No.

100M3/3540

Plastics- & Metal Processing Machines

Pillar Drill Press



Features

- infinitely variable speed adjustment
- height adjustable table with cograil
- quickly adjustable drill depth stop
- speed- and drill depth indication: digital scale
- Thread cutting device
- EMERGENCY OFF palm button
- top unit with LED light
- without drill chuck
- without morse taper
- Motor protection switch with undervoltage release
- 1.5 m power cord with CEE plug 5 x 16 A

Technical data

- dimensions W x D x H: 355 x 705 x 1825 mm
- spindle: MK II
- usable drilling table area W x D: 340 x 280 mm
- continuous/normal drilling capacity: 18/20 mm
- thread cutting capacity max. M10
- overhang: 240 mm
- drilling depth: 100 mm
- column: Ø 82 mm
- distance spindle/table: 160 - 880 mm
- Spindle speed: 30 – 3000 1/min stepless
- power requirements: 230 V / 50 Hz / 1 Ph / 0.75kW
- Colour: RAL 7005 light grey
- Weight: 151 kg

Item-No.

100M4/1523

Pillar Drill Press



Features

- speed control infinitely variable
- usable table space W x L 340 x 280 mm
- height adjustable with cograil
- adjustable drill depth stop with limiting ring
- drill depth indication with scale
- reversing switch for right/left-hand drill action
- motor protection switch with undervoltage release
- emergency switch
- without drill chuck
- without morse taper
- 1,5 m power cord with CEE plug 5 x 16 A

Technical data

- dimensions W x D x H: 300 x 745 x 1850 mm
- spindle: MK II
- continuous-/normal drilling capacity: 18/23 mm
- working radius: 240 mm
- drilling depth: 100 mm
- column: Ø 82 mm
- distance spindle to table: 160 – 880 mm
- spindle speed infinitely variable: 250 – 4000 RPM
- power requirements: 400 V / 50 Hz / 3 Ph / 0,45 kW / 0,80 kW
- colour: RAL 7036 platinum-grey
- weight: 205 kg net

Special voltages

- 208 V / 60 Hz / 3 Ph+PE / 0,45 kW / 0,80 kW (100M6/3620)

Item-No.

100M6

Pillar Drill Press



Features

- 2 infinitely variable speed ranges, manually adjustable
- digital speed display
- emergency-off switch
- keyless drill chuck 1 – 16 mm
- mandrel: MK 3 / B16
- V-belt cover with safety switch
- right/left-hand drill action
- machine light integrated in drill head
- drill table height adjustable by toothed rack
- drill table rotation: 360°
- usable drill table surface L x W: 340 x 360 mm
- approx. 1,6 m power cord with CEE plug, 5 x 16A

Technical data

- dimensions W x D x H: 550 x 755 x 1745 mm
- spindle fixture: MK 3
- continuous-/ normal drilling capacity steel: Ø 24 / Ø 28 mm
- working radius: 200 mm
- drilling depth: 105 mm
- distance spindle to table: max. 860 mm
- distance spindle to machine foot: max. 1285 mm
- spindle speed: 300 – 4000 rpm
- control settings: 2 steps
- power requirements: 400 V / 50 Hz / 3 Ph / 0,85 kW
- weight: 152 kg

Item-No.

100M7/3540

Pillar Drill Press



Features

- transmission by means of aluminium pulley
- speed adjustable in 12 steps
- digital drill depth and speed display
- emergency-off switch
- keyless drill chuck 1 – 16 mm
- mandrel: MK 3 / B16
- drill depth stop
- V-belt cover with safety switch
- right/left-hand drill action
- drill table height adjustable by toothed rack
- drill table rotation: 360°
- drill table tilt: 45°
- usable drill table surface L x W: 330 x 290 mm
- approx. 1,6 m power cord with CEE plug, 5 x 16A

Technical data

- dimensions W x D x H: 355 x 670 x 1640 mm
- spindle fixture: MK 3
- continuous-/ normal drilling capacity steel: Ø 20 / Ø 25 mm
- working radius: 210 mm
- drill depth: 85 mm
- distance spindle to table: max. 720 mm
- distance spindle to machine foot: max. 1230 mm
- spindle speed: 200 – 2440 rpm
- control settings: 12 steps
- Elektroanschluss: 400 V / 50 Hz / 3 Ph / 0,75 kW
- weight: 85 kg

Item-No.

100M10/3540

Plastics- & Metal Processing Machines

Pillar Drill Press



Features

- speed control infinitely variable
- height adjustable table with cograil
- quickly adjustable drill depth stop
- digital speed and drill depth display
- taper
- EMERGENCY OFF palm button
- top unit with LED light
- without drill chuck
- without morse taper
- motor protection switch with low voltage release
- 1,5 m power cord with grounded plug

Technical data

- dimensions W x D x H: 550 x 750 x 1800 mm
- Spindel: MK II
- usable table space W x D: 420 x 340 mm
- continuous / normal drilling capacity: 23/25 mm
- thread cutting capacity: max. M16
- working radius: 260 mm
- drilling depth: 100 mm
- column: Ø 110 mm
- distance spindle to table: 230 – 850 mm
- spindle speed infinitely variable: 20 – 2000 1/min
- power requirements: 400 V / 50 Hz / 3 Ph / 1,5 kW
- colour: RAL 7036 platin grey
- weight: 275 kg
- special voltage 208 V / 60 Hz / 3 Ph+PE / 1,5 kW (100M8/3620)

Item-No.

100M8/3540

Quick Action Drill Chuck



- without morse taper
- suitable for item 100M2, 100M3, 100M4, 100M6, 100M8, 100M9

Technical data

- span range: 1 – 13 mm
- receiver: B16

Item-No.

101M1/113

Quick Action Drill Chuck



- without morse taper, suitable for item 100M7

Technical data

- span range: 3 – 16 mm
- receiver: B18

Item-No.

101M1/316

Plastics- & Metal Processing Machines



Morse Taper

- suitable for item 100M2, 100M4, 100M6, 100M8

Technical data

- spindle: MK II
- receiver: B16

Item-No.
101M3



Morse Taper

- suitable for item 100M7

Technical data

- spindle: MK III
- receiver: B18

Item-No.
101M4




Drilling Arm

- suitable for all drill presses

Technical data

- length: 400 mm
- weight: 2 kg net

Item-No.
101M5



Machine Jaw Vise

- suitable for bench and floor type drill presses with prismatic jaws
- dimensions = jaw width x span width

Dimensions	Weight	Item-No.
100 x 110 mm	3.3 kg	101P14/100
150 x 110 mm	4.75 kg	101P14/120

Plastics- & Metal Processing Machines

Electric Welding Machine



Features

- 3,5 m welding cable (25 mm²) with electrode holder
- 2,5 m earth cable with pole clamp
- 25 welding rods: 2,5 x 350 mm
- 25 welding rods: 3,5 x 350 mm
- chipping hammer
- 2-line wire brush
- welding gloves
- welding shield incl. glasses
- power cord with grounded plug

Technical data

- dimensions W x D x H: 140 x 330 x 230 mm
- main fuse: 16 A
- welding current range: 160 A
- capacity: 3,6 kW
- electrode size: 1,5 – 3,5 mm
- power requirements: 230 V / 50 – 60 Hz / 1 Ph
- weight: 5,8 kg net

Item-No.

83M5



The machine is equipped with a rectifier welding set, protection according to IP23.

Welding and Cutting Torch Set



- for oxy-acetylene welding

Features

- metal carry case
- torch handle
- 5 welding nozzels
- nozzle cleaning needle
- spring lever torch with heating- and cutting nozzles
- torch spanner

Technical data

- welding range: 0,5 – 9 mm
- cutting range: 3 – 100 mm
- weight: 1,9 kg net

Item-No.

83M7

Mobile Gas and Brazing Welding Unit



Features

- 1 oxygen steel bottle 10 liters
- 1 acetylene steel bottle 10 liters
- 1 bottle trolley
- each bottle with 2 manometer gauges with 1 pressure regulator
- 1 thermic flashback valve for oxygen
- 1 thermic flashback valve for acetylene
- 7 m hose, assembled
- 1 set protective glasses
- 1 handle 17 mm
- 5 welding nozzles in different sizes
- 1 spring lever torch, Ø 17 mm
- 1 heating nozzle 3 – 100 mm
- 2 cutting nozzles 3 – 25 mm
- 1 gas lighter
- 1 torch spanner
- 1 set of nozzle cleaning needles

Technical data

- weight: 44 kg net

Item-No.

83M6

Pressure Regulator



- bottle fitting set

Features

- pressure regulator for acetylene bottle with connection bracket
- pressure regulator for oxygen bottle with 3/4" connection
- 2 thermic flash back valves
- 5 m autogenous twin-hose with brass hose fittings, left side ready mounted according to DIN 8541

Technical data

- weight: 5 kg net

Item-No.

83M8



Silver Solder

- for soldering of stainless steel, cadmium-free, 45 % silver
- melting temperature approx. 450 °C




Diameter	Length	Item-No.
1.5 mm	500 mm	83M13



Welding Electrode

- for welding of stainless steel

Diameter	Length	Item-No.
2 mm	300 mm	83M16

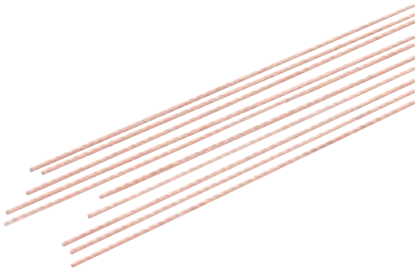
 Other sizes are available upon request.



Flux

- for silver solder
- effective temperature range: 500 – 800 °C

Weight	Item-No.
100 g	83M14/1
500 g	83M14/5



Welding Rod

- for autogenous welding, length 1000 mm

Diameter	Item-No.
2 mm	83M15/2
3 mm	83M15/3
4 mm	83M15/4



Welding Table

- angle-iron frame with 1 slag receiver tray
- grate one half made of fireclay brick, other half made of round steel bars, with burner support and welding rod quiver

Technical data

- dimensions W x D x H: 1010 x 755 x 800 mm
- weight: 76 kg net


Item-No.
83M9



Welding Shield

- incl. exchangeable glasses, with handle (protection class DIN 9 A)

	Item-No.
	12P55



Replacement Glass

- for welding shield 12P55

Features	Item-No.
Supplementary glass clear	12P56
DIN 9A Athermal glass	12P57



Welding Apron

- chrome leather, adjustable belt
- PU = 1 piece

Size	Colour	Item-No.
800 x 1000 mm	grey-white	12P50



Chipping Hammer

- with handle, to remove welding slag

Weight	Item-No.
350 g	170P9

Plastics- & Metal Processing Machines



Anvil

- made of hardened quality steel (85M100) resp. drop-forged (85M1/20 and 85M1/30)
- dimensions = total length x width x table length

Dimensions	Weight	Hight	Item-No.
350 x 60 x 230 mm	20 kg	172 mm	85M1/20
430 x 72 x 280 mm	30 kg	200 mm	85M1/30
680 x 125 x 460 mm	100 kg	290 mm	85M1/100



Anvil

- rop-forged with two anvil beaks
- dimensions = total length x width x table length

Dimensions	Weight	Hight	Item-No.
390 x 80 x 170 mm	20 kg	155 mm	85M2/20
475 x 95 x 205 mm	35 kg	200 mm	85M2/35
635 x 125 x 265 mm	75 kg	265 mm	85M2/75
720 x 130 x 300 mm	125 kg	310 mm	85M2/125



Anvil Base

- suitable for all sizes
- dimensions W x D x H: 460 x 380 x 550 mm

Weight	Item-No.
46 kg	85M5



Suction Ventilator

- for aspiration of welding fumes, simple mount, also suitable for outdoor application

Technical data

- suction capacity: 2000 m³/h
- connection- and exhaust fitting: Ø 150 mm
- vacuum: max. 1950 Pa
- power requirements: 400 V / 50 Hz / 3 Ph / 0,75 kW
- weight: 14 kg net

Item-No.
83M20

Plastics- & Metal Processing Machines



Ball Joint Suction Arm

- for welding fumes, for combined use with 83M20 or separate use on work benches or machines

Features

- work range 2,5 m
- ceiling- or wall-mount is possible
- locking-flange Ø 150 mm
- suction hood and hose

Technical data

- weight: 12 kg net


	Item-No.
	83M23



Hand Lever Shear

- with one sheet metal and one steel rod shear knife
- dimensions = knife length x shear capacity (sheet metal) x shear capacity (steel rod)

Dimensions	Lever length	Item-No.
120 x 4 x 10 mm	850 mm	75M10/4
150 x 5 x 11 mm / 12.5	1000 mm	75M10/5
180 x 6 x 13 mm / 24.5	1150 mm	75M10/6



Shear Knife

- for item 75M10, upper- and lower knife

Size	Item-No.
4	75M12/4
5	75M12/5
6	75M12/6



Mobile Stand

- for item 75M10

Hight	Weight	Item-No.
670 mm	45 kg	75M11

Dust Extractors



Dust Extractors

According to legal directives, chippings and particulate pollution carry health risks and must be extracted from the room air. For this process, dust extraction devices are necessary, which must be defined according to your needs and purposes. In our catalogue, you will find numerous powerful dust extraction devices as well as matching accessories. Whether you operate one, five or even more machines at the same time – there is a solution for each of your demands. We would like to mention that even our strongest suction devices (type series 250 or 300) work at a low noise level of max. 76 dB(A) and therefore considerably contribute to a healthy working environment.



Our low-noise dust extractors are equipped with latest filter technology, in order to not only maintain but to clearly stay below the national health insurer's reference values of maximum allowable dust content of 0,2 milligrams per cubic metre of air. Our long-term experience in planning and mounting room-air dependent and independent central suction devices for all workshop sizes makes us a reliable partner for your project. We will be pleased to support you to find the dust extraction system best suitable for your purposes.





Clean Air Dust Extractor POWER UNIT 100

manual filter cleaning

Characteristics

- compact, mobile clean-air dust extractor for extracting wood- and plastic chips
- depending on load (utilisation factor), the residues of several machines can be extracted
- long filter service life
- optimal pre-filtration in the intake area
- powerful, efficient extraction
- simple operation, low maintenance
- BG inspected
- residual dust content: H3 (< 0,1 mg/m³)

Equipment

- ON / OFF switch for clean-air dust extractor
- hand lever for filter cleaning
- high performance bag filter
- differential pressure gauge
- 1 chip collector incl. chip collection bag
- 5 m power cord with grounded plug

Technical data

- dimensions W x D x H: 1178 x 650 x 1973 mm
- extraction connector: Ø 100 mm
- nominal air flow capacity at connector at 20 m/s: 565 m³/h
- max. volume air flow: 790 m³/h
- negative pressure at connector: 2033 Pa
- max. sound pressure level: approx. 75 dB(A)
- filter surface: 4,1 m²
- filter material: dust class M, electrical conductive, washable
- chip collection volume: 135 litres
- power requirements: 230 V / 50 Hz / 1 Ph / 1,1 kW
- weight: 114 kg

Optional accessories

- chip collection bags for POWER UNIT 100/120 item-no. 20M550/1
- automatic starter item-no. 20M540
- extraction hose item-no. 150M1/100

	Item-No.
	20M100/230

 Special voltages upon request.



Clean Air Dust Extractor POWER UNIT 100

manual filter cleaning

Characteristics

- compact, mobile clean-air dust extractor for extracting wood- and plastic chips
- depending on load (utilisation factor), the residues of several machines can be extracted
- long filter service life
- optimal pre-filtration in the intake area
- powerful, efficient extraction
- simple operation, low maintenance
- BG inspected
- residual dust content: H3 (< 0,1 mg/m³)

Equipment

- ON / OFF switch for clean-air dust extractor
- hand lever for filter cleaning
- high performance bag filter
- differential pressure gauge
- 1 chip collector incl. chip collection bag
- 5 m power cord with CEE plug
- 5-pin plug, 16 A with phase changer

Technical data

- dimensions W x D x H: 1178 x 650 x 1973 mm
- extraction connector: Ø 100 mm
- nominal air flow capacity at connector at 20 m/s: 565 m³/h
- max. volume air flow: 790 m³/h
- negative pressure at connector: 2122 Pa
- max. sound pressure level: approx. 75 dB(A)
- filter surface: 4,1 m²
- filter material: dust class M, electrical conductive, washable
- chip collection volume: 135 litres
- power requirements: 400 V / 50 Hz / 3 Ph / 1,5 kW
- weight: 114 kg

Optional accessories

- chip collection bags for POWER UNIT 100/120 item-no. 20M550/1
- automatic starter item-no. 20M540
- extraction hose item-no. 150M1/100

Item-No.

20M100/400



Clean Air Dust Extractor POWER UNIT 120

manual filter cleaning

Characteristics

- compact, mobile clean-air dust extractor for extracting wood- and plastic chips
- depending on load (utilisation factor), the residues of several machines can be extracted
- long filter service life
- optimal pre-filtration in the intake area
- powerful, efficient extraction
- simple operation, low maintenance
- BG inspected
- residual dust content: H3 (< 0,1 mg/m³)

Equipment

- ON / OFF switch for clean-air dust extractor
- hand lever for filter cleaning
- high performance bag filter
- differential pressure gauge
- 1 chip collector incl. chip collection bag
- 5 m power cord with CEE plug
- 5-pin plug, 16 A with phase changer

Technical data

- dimensions W x D x H: 1178 x 650 x 1973 mm
 - extraction connector: Ø 120 mm
 - nominal air flow capacity at connector at 20 m/s: 814 m³/h
 - max. volume air flow: 1140 m³/h
 - negative pressure at connector: 2180 Pa
 - max. sound pressure level: approx. 75 dB(A)
 - filter surface: 5,1 m²
 - filter material: dust class M, electrical conductive, washable
 - chip collection volume: 135 litres
 - power requirements: 400 V / 50 Hz / 3 Ph / 1,5 kW
- weight: 117 kg

Optional accessories

- chip collection bags for POWER UNIT 100/120 item-no. 20M550/1
- automatic starter item-no. 20M540
- extraction hose item-no. 150M1/120

	Item-No.
	20M120/H

 Special voltages upon request.



Clean Air Dust Extractor POWER UNIT 120

with automatic filter cleaning system and machine recognition

Characteristics

- compact, mobile clean-air dust extractor for extracting wood- and plastic chips
- depending on load (utilisation factor), the residues of several machines can be extracted
- long filter service life
- optimal pre-filtration in the intake area
- powerful, efficient extraction
- simple operation, low maintenance
- BG inspected
- residual dust content: H3 (< 0,1 mg/m³)

Equipment

- ON / OFF switch for clean-air dust extractor
- switch for manual filter cleaning
- high performance bag filter
- volume flow monitoring with signal lamp
- 1 chip collector incl. chip collection bag
- 5 m power cord with CEE plug
- 5-pin plug, 16 A with phase changer

Technical data

- dimensions W x D x H: 1178 x 650 x 1973 mm
- extraction connector: Ø 120 mm
- nominal air flow capacity at connector at 20 m/s: 814 m³/h
- max. volume air flow: 1140 m³/h
- negative pressure at connector: 2180 Pa
- max. sound pressure level: approx. 75 dB(A)
- filter surface: 5,1 m²
- filter material: dust class M, electrical conductive, washable
- chip collection volume: 135 litres
- power requirements: 400 V / 50 Hz / 3 Ph / 1,5 kW
- weight: 121 kg

Optional accessories

- chip collection bags for POWER UNIT 100/120 item-no. 20M550/1
- automatic starter item-no. 20M540
- extraction hose item-no. 150M1/120

Item-No.

20M120/M



Clean Air Dust Extractor POWER UNIT 140

with automatic compressed air filter cleaning system

Characteristics

- compact, mobile clean-air dust extractor for extracting wood- and plastic chips
- depending on load (utilisation factor), the residues of several machines can be extracted
- optional machine recognition and automatic start of up to 16 processing machines
- optimal extraction by surface filtration and integrated pre-filtration
- fully automatic compressed air filter cleaning with patented OPTIJET technology
- powerful, efficient extraction
- simple operation, low maintenance
- BG inspected
- residual dust content: H3 (< 0,1 mg/m³)

Equipment

- ON / OFF switch for clean-air dust extractor
- inner hose filters
- control unit optionally upgradeable
- ventilator located at clean-air side
- volume flow monitoring with signal lamp
- switch for manual filter cleaning
- 1 chip collector incl. chip collection bag
- 5 m power cord with CEE plug
- 5-pin plug, 16 A with phase changer

Technical data

- dimensions W x D x H: 1684 x 830 x 2050 mm
- extraction connector: Ø 140 mm
- nominal air flow capacity at connector at 20 m/s: 1108 m³/h
- max. volume air flow: 1600 m³/h
- negative pressure at connector: 2591 Pa
- max. sound pressure level: approx. 71,6 dB(A)
- filter surface: 6,3 m²
- filter material: dust class M, electrical conductive, washable
- chip collection volume: 241 litres
- compressed air connection: 1/2" standard plug
- power requirements: 400 V / 50 Hz / 3 Ph / 2,2 kW
- weight: 330 kg

Optional accessories

- chip collection bags for POWER UNIT 140/160/200 item-no. 20M550/2
- debris level indicator for POWER UNIT item-no. 20M530
- machine recognition with push control 24 V item-no. 20M500
- frequency converter for demand control item-no. 20M520/1
- extraction hose item-no. 150M1/140

	Item-No.
	20M140/P

 Special voltages upon request.



Clean Air Dust Extractor POWER UNIT 140

manual filter cleaning

Characteristics

- compact, mobile clean-air dust extractor for extracting wood- and plastic chips
- depending on load (utilisation factor), the residues of several machines can be extracted
- optional machine recognition and automatic start of up to 16 processing machines
- optimal extraction by surface filtration and integrated pre-filtration
- powerful, efficient extraction
- simple operation, low maintenance
- BG inspected
- residual dust content: H3 (< 0,1 mg/m³)

Equipment

- ON / OFF switch for clean-air dust extractor
- inner hose filters
- control unit optionally upgradeable
- ventilator located at clean-air side
- handle for filter cleaning
- volume flow monitoring with signal lamp
- 1 chip collector incl. chip collection bag
- 5 m power cord with CEE plug
- 5-pin plug, 16 A with phase changer

Technical data

- dimensions W x D x H: 1684 x 830 x 2050 mm
- extraction connector: Ø 140 mm
- nominal air flow capacity at connector at 20 m/s: 1108 m³/h
- max. volume air flow: 1600 m³/h
- negative pressure at connector: 2591 Pa
- max. sound pressure level: approx. 71,6 dB(A)
- filter surface: 6,3 m²
- filter material: dust class M, electrical conductive, washable
- chip collection volume: 241 litres
- power requirements: 400 V / 50 Hz / 3 Ph / 2,2 kW
- weight: 320 kg

Optional accessories

- chip collection bags for POWER UNIT 140/160/200 item-no. 20M550/2
- debris level indicator for POWER UNIT item-no. 20M530
- machine recognition with push control 24 V item-no. 20M500
- frequency converter for demand control item-no. 20M520/1
- extraction hose item-no. 150M1/140

Item-No.

20M140/H



Special voltages upon request.



Clean Air Dust Extractor POWER UNIT 160

with automatic compressed air filter cleaning system

Characteristics

- compact, mobile clean-air dust extractor for extracting wood- and plastic chips
- depending on load (utilisation factor), the residues of several machines can be extracted
- optional machine recognition and automatic start of up to 16 processing machines
- optimal extraction by surface filtration and integrated pre-filtration
- fully automatic compressed air filter cleaning with patented OPTIJET technology
- powerful, efficient extraction
- simple operation, low maintenance
- BG inspected
- residual dust content: H3 (< 0,1 mg/m³)

Equipment

- ON / OFF switch for clean-air dust extractor
- inner hose filters
- control unit optionally upgradeable
- ventilator located at clean-air side
- volume flow monitoring with signal lamp
- switch for manual filter cleaning
- 1 chip collector incl. chip collection bag
- 5 m power cord with CEE plug
- 5-pin plug, 16 A with phase changer

Technical data

- dimensions W x D x H: 1684 x 830 x 2050 mm
- extraction connector: Ø 160 mm
- nominal air flow capacity at connector at 20m/s: 1448 m³/h
- max. volume air flow: 2000 m³/h
- negative pressure at connector: 2503 Pa
- max. sound pressure level: approx. 70,8 dB(A)
- filter surface: 9,1 m²
- filter material: dust class M, electrical conductive, washable
- chip collection volume: 241 litres
- compressed air connection: 1/2" standard plug
- power requirements: 400 V / 50 Hz / 3 Ph / 2,2 kW
- weight: 340 kg

Optional accessories

- chip collection bags for POWER UNIT 140/160/200 item-no. 20M550/2
- debris level indicator for POWER UNIT item-no. 20M530
- machine recognition with push control 24 V item-no. 20M500
- frequency converter for demand control item-no. 20M520/1
- extraction hose item-no. 150M1/160

	Item-No.
	20M160/P

 Special voltages upon request.

Dust Extractors



Clean Air Dust Extractor POWER UNIT 160

with automatic compressed air filter cleaning system, with integrated compressor

Characteristics

- compact, mobile clean-air dust extractor for extracting wood- and plastic chips
- depending on load (utilisation factor), the residues of several machines can be extracted
- optional machine recognition and automatic start of up to 16 processing machines
- optimal extraction by surface filtration and integrated pre-filtration
- fully automatic compressed air filter cleaning with patented OPTIJET technology
- integrated compressor
- powerful, efficient extraction
- simple operation, low maintenance
- BG inspected
- residual dust content: H3 (< 0,1 mg/m³)

Equipment

- ON / OFF switch for clean-air dust extractor
- inner hose filters
- control unit optionally upgradeable
- ventilator located at clean-air side
- volume flow monitoring with signal lamp
- switch for manual filter cleaning
- 1 chip collector incl. chip collection bag
- integrated compressor 230V / 50 Hz / 1,1 kW / 7 A
- 5 m power cord with CEE plug
- 5-pin plug, 16 A with phase changer

Technical data

- dimensions W x D x H: 1684 x 830 x 2050 mm
- extraction connector: Ø 160 mm
- nominal air flow capacity at connector at 20m/s: 1448 m³/h
- max. volume air flow: 2000 m³/h
- negative pressure at connector: 2503 Pa
- max. sound pressure level: approx. 70,8 dB(A)
- filter surface: 9,1 m²
- filter material: dust class M, electrical conductive, washable
- chip collection volume: 241 litres
- power requirements: 400 V / 50 Hz / 3 Ph / 2,2 kW
- weight: 350 kg

Optional accessories

- chip collection bags for POWER UNIT 140/160/200 item-no. 20M550/2
- debris level indicator for POWER UNIT item-no. 20M530
- machine recognition with push control 24 V item-no. 20M500
- frequency converter for demand control item-no. 20M520/1
- extraction hose item-no. 150M1/160

Item-No.

20M160/K



Clean Air Dust Extractor POWER UNIT 160

manual filter cleaning

Characteristics

- compact, mobile clean-air dust extractor for extracting wood- and plastic chips
- depending on load (utilisation factor), the residues of several machines can be extracted
- optional machine recognition and automatic start of up to 16 processing machines
- optimal extraction by surface filtration and integrated pre-filtration
- powerful, efficient extraction
- simple operation, low maintenance
- BG inspected
- residual dust content: H3 (< 0,1 mg/m³)

Equipment

- ON / OFF switch for clean-air dust extractor
- inner hose filters
- control unit optionally upgradeable
- ventilator located at clean-air side
- handle for filter cleaning
- volume flow monitoring with signal lamp
- 1 chip collector incl. chip collection bag
- 5 m power cord with CEE plug
- 5-pin plug, 16 A with phase changer

Technical data

- dimensions W x D x H: 1684 x 830 x 2050 mm
- extraction connector: Ø 160 mm
- nominal air flow capacity at connector at 20m/s: 1448 m³/h
- max. volume air flow: 2000 m³/h
- negative pressure at connector: 2503 Pa
- max. sound pressure level: approx. 70,8 dB(A)
- filter surface: 9,1 m²
- filter material: dust class M, electrical conductive, washable
- chip collection volume: 241 litres
- power requirements: 400 V / 50 Hz / 3 Ph / 2,2 kW
- weight: 330 kg

Optional accessories

- chip collection bags for POWER UNIT 140/160/200 item-no. 20M550/2
- debris level indicator for POWER UNIT item-no. 20M530
- machine recognition with push control 24 V item-no. 20M500
- frequency converter for demand control item-no. 20M520/1
- extraction hose item-no. 150M1/160

	Item-No.
	20M160/H

 Special voltages upon request.



Clean Air Dust Extractor POWER UNIT 200

with automatic compressed air filter cleaning system

Characteristics

- compact, mobile clean-air dust extractor for extracting wood- and plastic chips
- depending on load (utilisation factor), the residues of several machines can be extracted
- optional machine recognition and automatic start of up to 16 processing machines
- optimal extraction by surface filtration and integrated pre-filtration
- fully automatic compressed air filter cleaning with patented OPTIJET technology
- powerful, efficient extraction
- simple operation, low maintenance
- BG inspected
- residual dust content: H3 (< 0,1 mg/m³)

Equipment

- ON / OFF switch for clean-air dust extractor
- inner hose filters
- control unit optionally upgradeable
- ventilator located at clean-air side
- volume flow monitoring with signal lamp
- switch for manual filter cleaning
- 2 chip collectors incl. chip collection bags
- 5 m power cord with CEE plug
- 5-pin plug, 16 A with phase changer

Technical data

- dimensions W x D x H: 2268 x 830 x 2050 mm
- extraction connector: Ø 200 mm
- nominal air flow capacity at connector at 20 m/s: 2262 m³/h
- max. volume air flow: 3010 m³/h
- negative pressure at connector: 2174 Pa
- max. sound pressure level: approx. 71,1 dB(A)
- filter surface: 13,8 m²
- filter material: dust class M, electrical conductive, washable
- chip collection volume: 2 x 241 litres
- compressed air connection: 1/2" standard plug
- power requirements: 400 V / 50 Hz / 3 Ph / 2,9 kW
- weight: 460 kg

Optional accessories

- chip collection bags for POWER UNIT 140/160/200 item-no. 20M550/2
- debris level indicator for POWER UNIT item-no. 20M530
- machine recognition with push control 24 V item-no. 20M500
- frequency converter for demand control item-no. 20M520/2
- extraction hose item-no. 150M1/200

	Item-No.
	20M200



Special voltages upon request.



Clean Air Dust Extractor POWER UNIT 250

with automatic compressed air filter cleaning system

Features

- compact, mobile clean-air dust extractor for extracting wood- and plastic chips
- depending on load (utilisation factor), the residues of several machines can be extracted
- optional machine recognition and automatic start of up to 16 processing machines
- optimal extraction by surface filtration and integrated pre-filtration
- fully automatic compressed air filter cleaning with patented OPTIJET technology
- powerful, efficient extraction
- simple operation, low maintenance
- approved by employer's liability insurance association
- residual dust content: H3 (< 0,1 mg/m³)

Equipment

- ON / OFF switch for clean-air dust extractor
- inner hose filters
- control unit optionally upgradeable
- ventilator located at clean-air side
- volume flow monitoring with signal lamp
- switch for manual filter cleaning
- 2 chip collectors incl. chip collection bags
- 5 m power cord with CEE plug
- 5-pin plug, 32 A with phase changer

Technical data

- dimensions W x D x H: 2305 x 1058 x 2351 mm
- extraction connector: Ø 250 mm
- nominal air flow capacity at connector at 20 m/s: 3534 m³/h
- max. volume air flow: 4900 m³/h
- negative pressure at connector: 2451 Pa
- max. sound pressure level: 71,9 dB(A)
- filter surface: 22,4 m²
- filter material: dust class M, electrical conductive, washable
- chip collection volume: 2 x 250 litres
- compressed air connection: 1/2" standard plug
- power requirements: 400 V / 50 Hz / 3 Ph / 6,5 kW
- weight: 758 kg

Optional accessories

- chip collection bags for POWER UNIT 250/300 item-no. 20M550/3
- debris level indicator for POWER UNIT item-no. 20M530
- machine recognition with push control 24 V item-no. 20M500
- frequency converter for demand control item-no. 20M520/3
- extraction hose item-no. 150M1/250

Special voltages

- 220 V / 60 Hz / 3 Ph+PE / 6,5 kW (20M250/3622)

	Item-No.
	20M250



Special voltages upon request.



Clean Air Dust Extractor POWER UNIT 300

with automatic compressed air filter cleaning system

Characteristics

- compact, mobile clean-air dust extractor for extracting wood- and plastic chips
- depending on load (utilisation factor), the residues of several machines can be extracted
- optional machine recognition and automatic start of up to 16 processing machines
- optimal extraction by surface filtration and integrated pre-filtration
- fully automatic compressed air filter cleaning with patented OPTIJET technology
- powerful, efficient extraction
- simple operation, low maintenance
- BG inspected
- residual dust content: H3 (0.1mg/m³)

Features

- ON / OFF switch for clean-air dust extractor
- inner hose filters
- control unit optionally upgradeable
- ventilator located at clean-air side
- volume flow monitoring with signal lamp
- switch for manual filter cleaning
- 2 chip collectors incl. chip collection bags
- 5 m power cord with CEE plug
- 5-pin plug, 32A A with phase changer

Technical data

- dimensions W x D x H: 2963 x 994 x 2346 mm
- extraction nozzle: Ø 300 mm
- nominal air flow capacity at connector at 20 m/s: 5089 m³/h
- max. volume air flow: 6000 m³/h
- negative pressure at connector: 2045 Pa
- max. sound pressure level: approx. 72,5 dB(A)
- filter surface: 30 m²
- filter material: dust class M, electrical conductive, washable
- chip collection volume: 3 x 250 litres
- compressed air connection: 1/2" standard plug
- power requirements: 400 V / 50 Hz / 3 Ph / 7.5kW
- weight: 952 kg

optional accessories

- Chip collection bags for POWER UNIT 250/300 item-no. 20M550/3
- Debris level indicator for POWER UNIT item-no. 20M530
- Machine recognition with push control 24 V item-no. 20M500
- Frequency converter for demand control item-no. 20M520/3
- Extraction hose item-no. 150M1/300
- Special voltage 220 V / 60 Hz / 3 Ph + PE (20M300/3623), without plug

	Item-No.
	20M300

 Special voltages upon request.

Top Sound absorber for POWER UNIT 250



- for mounting on clean air dust extractor POWER UNIT 250
- reduces the dB-level by 4 dB(A)
- height 300 mm

Item-No.
20M250/S

Top Sound absorber for POWER UNIT 300



- for mounting on clean air dust extractor POWER UNIT 300
- reduces the dB-level by 4 dB(A)
- height 300 mm

Item-No.
20M300/S

Chippings Bags for POWER UNIT

- PU = 20 pieces



for POWER UNIT	Dimensions	Item-No.
100 – 120	Ø 520 x 1300 mm	20M550/1
140 / 160 / 200	705 x 640 x 1200 mm	20M550/2
250 / 300	895 x 570 x 1200 mm	20M550/3

Dust Extractors

Machine Recognition



- for all POWER UNITS
- via transformer coils and automatic slide valve gear
- for up to 4 / 8 / 12 / 16 electro-pneumatic or electric slide valves
- control voltage 24 V DC
- external connection box for independent wall mounting

Number of machines	Dimensions W x T x H	Item-No.
up to 4	254 x 94 x 180 mm	20M500/4A
up to 8	254 x 94 x 180 mm	20M500/8A
up to 12	360 x 111 x 254 mm	20M500/12A
up to 16	360 x 111 x 254 mm	20M500/16A

Frequency Converter



- control with frequency converter for all POWER UNITS, incl. control panel, plain text display and integrated control circuit with pressure transmitter for demand-led control of the dust extractor.

for POWER UNIT	Item-No.
140 / 160	20M520/1
200	20M520/2
250 / 300	20M520/3

Transformer Coil



- for recognition of one wood working machine

Item-No.
20M510



picture similar

Automatic Start / Stop Module

for connection of up to 2 workshop machines (1 x 3~400 V and / or 1 x 1~230 V) in combination with up to 2 external suction devices (1 x 3~400 V and / or 1 x 1~230 V)

Function

- when switching the workshop machine on, the suction device is also switched on automatically 2 – 3 seconds later
- after switching the machine off, the suction device will still run for approx. 3 – 4 seconds
- this provides exhausting the remaining dust from the machine, according to hazardous substances regulations

Technical data

- connected load min. 100 W, max. 400 V / 16 A / 11000 W
- power inlet: CEE 3 P+N+E / 16 A / 6 h with phase reverse
- outlets workshop machine: 1 x socket CEE 3 P+N+E / 16 A / 6 h, 1 x socket 2 P+E
- outlets suction device: 1 x socket CEE 3 P+N+E / 16 A / 6 h, 1 x socket 2 P+E
- safety class: IP 44
- dimensions W x D x H: approx. 245 x 123 x 153 mm
- weight: approx. 1,25 kg

Item-No.
20M540

! Connected load of all devices must never exceed the total of 16 A! The automatic start / stop module does not limit the starting current of a machine or device.

Raw Air Dust Extractor MOBILE 100



Characteristics

- universal use
- extra sturdy construction
- significantly reduced dust concentration
- filter bag category G
- great cost/performance ratio
- high suction performance
- short mounting time by modular construction

Technical data

- dimensions W x D x H: 896 x 581 x 1699 mm
- extraction connector: Ø 100 mm
- nominal volume flow: 865 m³/h
- interface vacuum: 1780 Pa
- filter surface: 1,08 m²
- chip collector volume: 90 litres
- weight: 25 kg
- delivery with: 1 chippings bag

Accessories

- filter cartridge for MOBILE 100: item-no. 25M100/F
- chippings bags for MOBILE 100: item-no. 25M100/S, PU = 5 pieces

Power requirements	Item-No.
110 V / 60 Hz / 1 Ph / 0.75 kW	25M100/110
230 V / 50 Hz / 1 Ph / 0.75 kW	25M100/230

! These raw air dust extractors are not approved for industrial use in Germany!

Raw Air Dust Extractor MOBILE 125



Characteristics

- identical to item 25M100


Technical data

- dimensions W x D x H: 1090 x 580 x 2098 mm
- extraction nozzle: Ø 125 mm
- nominal volume flow: 1350 m³/h
- interface vacuum: 1600 Pa
- filter surface: 2,2 m²
- chip collector volume: 175 litres
- weight: 40 kg
- delivery with: 1 chippings bag

Accessories

- filter cartridge for MOBILE 125/140/160/200: item-no. 25M200/F
- chippings bags for MOBILE 125/140/160/200: item-no. 25M200/S, PU = 20 pieces

Power requirements	Item-No.
110 V / 60 Hz / 1 Ph / 0.75 kW	25M125/110
230 V / 50 Hz / 3 Ph / 0.75 kW	25M125/230
400 V / 50 Hz / 3 Ph / 0.75 kW	25M125/400

 These raw air dust extractors are not approved for industrial use in Germany!

Raw Air Dust Extractor MOBILE 140



Characteristics

- identical to item 25M100


Technical data

- dimensions W x D x H: 1090 x 580 x 2098 mm
- extraction connector: Ø 140 mm
- nominal volume flow: 1650 m³/h
- interface vacuum: 1750 Pa
- filter surface: 2,2 m²
- chip collector volume: 175 litres
- weight: 40 kg
- delivery with: 1 chippings bag

Accessories

- filter cartridge for MOBILE 125/140/160/200: item-no. 25M200/F
- chippings bags for MOBILE 125/140/160/200: item-no. 25M200/S, PU = 20 pieces

Power requirements	Item-No.
110 V / 50 Hz / 1 Ph / 1.1 kW	25M140/110
230 V / 50 Hz / 1 Ph / 1.1 kW	25M140/230
400 V / 50 Hz / 3 Ph / 0.75 kW	25M140/400

 These raw air dust extractors are not approved for industrial use in Germany!

Raw Air Dust Extractor MOBILE 160



Characteristics

- identical to item 25M100


Technical data

- dimensions W x D x H: 1090 x 580 x 2298 mm
- extraction connector: Ø 160 mm
- nominal volume flow: 2200 m³/h
- interface vacuum: 2500 Pa
- filter surface: 2,2 m²
- chip collector volume: 175 litres
- weight: 40 kg
- delivery with: 1 chippings bag

Accessories

- filter cartridge for MOBILE 125/140/160/200: item-no. 25M200/F
- chippings bags for MOBILE 125/140/160/200: item-no. 25M200/S, PU = 20 pieces

Power requirements	Item-No.
110 V / 60 Hz / 1 Ph / 1.5 kW	25M160/110
400 V / 50 Hz / 3 Ph / 1.5 kW	25M160/400

 These raw air dust extractors are not approved for industrial use in Germany!

Raw Air Dust Extractor MOBIL 200



Characteristics

- identical to item 25M100


Technical data

- dimensions W x D x H: 1090 x 580 x 2298 mm
- extraction connector: Ø 200 mm
- nominal volume flow: 2500 m³/h
- interface vacuum: 2700 Pa
- filter surface: 3,0 m²
- chip collector volume: 175 litres
- weight: 43 kg
- delivery with: 1 chippings bag

Accessories

- filter cartridge for MOBILE 125/140/160/200: item-no. 25M200/F
- chippings bags for MOBILE 125/140/160/200: item-no. 25M200/S, PU = 20 pieces

Power requirements	Item-No.
110 V / 60 Hz / 1 Ph / 2.2 kW	25M200/110
400 V / 50 Hz / 3 Ph / 2.2 kW	25M200/400

 These raw air dust extractors are not approved for industrial use in Germany!

Dust Extractors



Filter Cartridge for MOBILE 100

- for Raw Air Dust Extractor MOBILE 100

Ø	Hight	Item-No.
330 mm	860 mm	25M100/F



Filter Cartridge for MOBILE 125 / 140 / 160 / 200

- for Raw Air Dust Extractor MOBILE 125 – 200

Ø	Hight	Item-No.
500 mm	1025 mm	25M200/F



Chippings Bags for MOBILE 100

- for Raw Air Dust Extractor MOBILE 100
- PU = 5 pieces

Ø	Length	Item-No.
400 mm	900 mm	25M100/S



Chippings Bags for MOBILE 125 / 140 / 160 / 200

- for Raw Air Dust Extractor MOBILE 125 – 200
- PU = 20 pieces

Ø	Length	Item-No.
520 mm	1300 mm	25M200/S

Industrial Vacuum Cleaner JET STREAM M



Characteristics

- all-purpose wet- and dry-vacuum cleaner
- low noise level
- dust class M
- antistatic equipment
- ON/OFF switch and automatic off-delay
- fully automatic filter cleansing
- low-dust disposal by filter bags
- incl. 3 m suction hose

Technical data

- dimensions W x D x H: 505 x 370 x 640 mm
- extraction nozzle: Ø 35 mm
- volume flow: max. 3180 l/m
- interface vacuum: max. 210 mbr
- filter surface: 0,55 m²
- chip collector volume: 41 litres
- power requirements: 220 – 240 V / 50 – 60 Hz
- weight: 11 kg

Item-No.

28M1

Craftsmen and Industrial Set for JET STREAM M



- 8 parts

Item-No.

28M10

Suction Hose for JET STREAM M

- length = 3 m



Item-No.

28M13

Dust Extractors



Connection Adapter for Suction Hose for JET STREAM M

Item-No.
28M14



Paper Dust Bags for JET STREAM M

- PU = 5 pieces

Item-No.
28M11



Filter Element for JET STREAM M

Item-No.
28M12



Pipe

- zinc-plated, flanges on both sides, length = 1000 mm

Diameter	Item-No.
80 mm	155M1/80
100 mm	155M1/100
120 mm	155M1/120
140 mm	155M1/140
160 mm	155M1/160
180 mm	155M1/180
200 mm	155M1/200



Elbow Pipe

- zinc-plated, flanges on both sides, $R = 1,5 \times D$

Diameter	Branching	Item-No.
80 mm	90 °	155M3/80
80 mm	45 °	155M4/80
100 mm	90 °	155M3/100
100 mm	45 °	155M4/100
120 mm	90 °	155M3/120
120 mm	45 °	155M4/120
140 mm	90 °	155M3/140
140 mm	45 °	155M4/140
160 mm	90 °	155M3/160
160 mm	45 °	155M4/160
180 mm	90 °	155M3/180
180 mm	45 °	155M4/180
200 mm	90 °	155M3/200
200 mm	45 °	155M4/200




Branching

- zinc-plated, flanges on both sides
- length = 500 mm, branching 45°

Ø Entrance x Way x Exit	Item-No.
100 x 100 x 80 mm	155M10/1
100 x 100 x 100 mm	155M10/2
120 x 100 x 100 mm	155M11/1
120 x 120 x 100 mm	155M11/2
120 x 120 x 120 mm	155M11/3
140 x 120 x 100 mm	155M12/1
140 x 120 x 120 mm	155M12/2
140 x 140 x 100 mm	155M12/3
140 x 140 x 120 mm	155M12/4
160 x 140 x 100 mm	155M13/1
160 x 140 x 120 mm	155M13/2
180 x 160 x 120 mm	155M14/1
180 x 160 x 100 mm	155M14/2


Dust Extractors




Wall Sweeping Hole with flap

- Floor vacuum box for extracting chips and dust material directly from the floor
- Flap with hinges

Version	Item-No.
Wall Sweeping Hole with flap DN 100	155M15/100
Wall Sweeping Hole with flap DN 120	155M15/120
Wall Sweeping Hole with flap DN 140	155M15/140
Wall Sweeping Hole with flap DN 160	155M15/160


 The automatic dust pans can be integrated into a new or existing chip extracting system.



Slider

- made of zinc-plated sheet metal, flanges on both sides, for locking of a suction connection

Diameter	Item-No.
80 mm	155M6/80
100 mm	155M6/100
120 mm	155M6/120
140 mm	155M6/140
160 mm	155M6/160



Pneumatic Close Off Slider

- made of zinc-plated sheet metal, flanges on both sides, to close off a suction connection
- control voltage 24 V DC in new units
- possibly control voltage 230 V in older unit

Diameter	Item-No.
80 mm	155M7/80
100 mm	155M7/100
120 mm	155M7/120
140 mm	155M7/140
160 mm	155M7/160

 Accessories for the alignment of the pneumatic gate valve available upon request! Control voltage 230 V AC or 24 V DC. Other voltages upon request.

Hose Sleeve / Flanged Collar



- zinc-plated, with 6 mm flare and bead, length 60 mm
- manifold from metal pipe to plastic hose
- incl. hose clamps

Nominal width	Outer diameter	Item-No.
80	78 mm	155M16/80
100	98 mm	155M16/100
120	118 mm	155M16/120
140	138 mm	155M16/140
160	158 mm	155M16/160
180	178 mm	155M16/180

Pipe Clamp



- zinc-plated, for pipe connection

Diameter	Item-No.
80 mm	155M2/80
100 mm	155M2/100
120 mm	155M2/120
140 mm	155M2/140
160 mm	155M2/160
180 mm	155M2/180
200 mm	155M2/200

Suction Hose




- for connection of the machine to a central dust and chip pipeline

Diameter	Item-No.
60 mm	150M1/60
80 mm	150M1/80
90 mm	150M1/90
100 mm	150M1/100
120 mm	150M1/120
125 mm	150M1/125
140 mm	150M1/140
160 mm	150M1/160
180 mm	150M1/180

Hose Clamp



Diameter	Item-No.
60 – 80 mm	150M2/60
70 – 90 mm	150M2/70
80 – 100 mm	150M2/80
90 – 110 mm	150M2/90
110 – 130 mm	150M2/110
130 – 150 mm	150M2/130
150 – 170 mm	150M2/150
160 – 180 mm	150M2/170

 Other pipeline components (different sizes, etc.) are available upon request!

Electric Tools



Electric Tools

Best quality and longevity are the basic requirements for taking an electric tool into our product range. All electric tools of our assortment are designated and suitable for the daily operation in an artisanal business or industrial business. However, if a problem should occur with any of the tools supplied by us, our customer service of course includes repair service. Furthermore, we also offer many accessory parts for our electric hand tools, designed according to the special demands of an orthopaedic workshop.





Hot Air Blower „Electron“

Features

- hot air flow up to 650 °C, infinitely adjustable
- air flow max. 320 l/min
- 3 m power cord with grounded plug
- carrying case

Power requirements	Item-No.
120 V / 50-60 Hz / 1 Ph / 2.4 kW	168P41/1512
230 V / 50-60 Hz / 1 Ph / 3.4 kW	168P41/1523



Hot Air Blower „Triac ST“

Features

- hot air flow 40 – 700 °C, continuously adjustable
- air flow max. 240 l/min
- standard nozzle with active cooled protection tube
- tool case
- 3 m power cord with grounded plug
- weight: 990 g

Power requirements	Item-No.
230 V / 50 – 60 Hz / 1 Ph / 1.6 kW	168P40/1523
120 V / 50 – 60 Hz / 1 Ph / 1.6kW	168P40/1512

 The entire nozzle assortment of the previous model „Triac S“ is compatible with model „Triac ST“.



Receiver Station

- for item 168P40 and 168P41

Item-No.
168P44



Welding Nozzle

- for hot air blower „Triac“ 168P40

Diameter	Item-No.
3 mm	168P410/3
4 mm	168P410/4
5 mm	168P410/5



Hot Air Gun „Ghibli“

Features

- hot air flow from 50° up to 650 °C, infinitely adjustable
- air flow max. 300 l/min (20°)
- tube nozzle Ø5 mm included
- power cord with grounded plug

Technical data

power requirements: 230 V / 50 – 60 Hz / 1 Ph / 2.3 kW

Power requirements	Item-No.
230 V / 50-60 Hz / 1 Ph / 2.0 kW	168P42
120 V / 50-60 Hz / 1 Ph / 1.5 kW	168P42/120



Wide Slit Nozzle

Dimensions	Item-No.
20 x 2 mm for Item-No. 168P40	168P46
40 x 2 mm for Item-No 168P40	168P47
20 x 2 mm for Item-No. 168P42	168P48
70 x 10 mm for Item-No 168P41	168P49



Hot Air Gun

- ergonomic shape with optimal center of gravity
- slip-proof standing surface and hanging device

Features

- heat accumulation warning and residual heat display
- LOC - function, to lock settings
- ceramic heater
- 2300 W brush motor
- LCD-display for temperature and air supply
- temperature range 80 – 650 °C / 176 – 1202 °F, setting in 10 °C / 50 °F steps
- air volume 150 – 500l/min., 2 steps
- 4 pre-set applications
- 3 m power cord with safety plug

Technical data

- power requirements: 230 V / 50 – 60 Hz / 2,3 kW
- weight 1,0 kg

Item-No.
168P27/1523

Accessories Hot Air Gun



- for item 168P27/1523
- 12 pcs.
- consisting of
 - surface nozzle 75 mm
 - window nozzle 75 mm
 - reduction nozzle 14 mm
 - reduction nozzle 9 mm
 - wide-slot nozzle
 - welding nozzle
 - reflector nozzle
 - scraper
 - scraper handle
 - 3 pcs. spare blades

	Item-No.
	168P27/E1

Hot Sealing Iron



- for sealing of PVC- and PVA sheeting

Features


- PTFE sheeting covered surface
- retainer clip
- range 100 – 180 °C
- 1,50 m power cord with grounded plug

Technical data

- power requirements: 230 V / 50 Hz / 1 Ph / 0,2 kW

Heating area	Item-No.
40 x 110 mm	168P5

Stand Hand Sealing Iron



- for item 168P5

	Item-No.
	168P5/S

PTFE Sheeting



- for item 168P5
- PU = 2 m

Width	Item-No.
100 mm	119P22



Thermic Shear


Equipment

- without cutting wire
- 2 m power cord with grounded plug

Technical data

- power requirements: 230 V / 50 Hz / 1 Ph / 0,12 kW

	Item-No.
	168P30



Cutting Wire

- for item 168P30

Length	Item-No.
50 mm	168P31/50
100 mm	168P31/100



Circular Cutter

- cuts textiles, sheeting materials and soft leather

Features

- max. cutting height 8 mm
- built-in sharpening device incl. 2 circular cutting blades (6-flanged)
- 2,8 m power cord with grounded plug

Technical data

- power requirements: 230 V / 50 Hz / 1 Ph / 0,056 kW

	Item-No.
	168P26



Service parts are available upon request!



Circular Cutting Blade

- 6-flanged circular cutting blade for item 168P26

	Item-No.
	168P26/E

EC-Cutter-Set



Features

- with toothed blade
- hand grip with short blade for curves
- blade with guidance for straight cuts
- mains cable with plug and electric charger

Technical data

- tool holder: approx 0,25 kg net
- length: approx. 220 mm
- power requirements: 230 V / 50 Hz (80C10), 110 V (80C10/110)

Features	Item-No.
230 V / 50 Hz	80C10

Circular Saw Blade



- replacement for item 168P23
- specially hardened also suitable for plastics

Diameter	Item-No.
50 mm	159P4/50
65 mm	159P4/65

Segmented Saw Blade



- replacement blade for item 168P23
- specially hardened also suitable for plastics

Diameter	Item-No.
65 mm	159P8



Oscillating Tool „Multimaster“

- multi purpose hand tool with various accessories for sawing, sanding and scraping

Features

- 1 x grinding plate
- 5 sanding sheets each, perforated grit 60, 80, 120, 180
- 1 x solid scraper
- 1 E-Cut Long Life saw blade 10mm
- 1 E-Cut Carbide Pro saw blade 32mm
- 2 E-Cut Long Life saw blade 35mm
- 2 E-Cut Long Life saw blade 65mm
- 1 H M Saw Blade Ø 75mm
- 1 H M rasp (triangular shape)
- 1 Suction device
- 1 x HSS segment saw blade
- Standard HSS saw blade Ø 80 mm
- plastic tool case

Technical data

- power requirements: 230 V / 50 Hz / 1 Ph / 0.35
- oscillating frequency: 10000 – 19500 1/min
- 5 m power cord with grounded plug
- weight: 1.4kg

Item-No.

168P29/1523



168P29/E80

168P29/80S

Saw Blades

- replacement for item 168P29
- PU = 2 pieces (168P29/E80)
- PU = 1 piece (168P29/80S)

Diameter	Item-No.
80 mm, round	168P29/E80
80 mm, segment saw blade, half-round	168P29/80S

Cast Cutter „Oscimed 2000“




- complete with support for dust suction nozzle

Features

- 2 circular saw blades: 1 x Ø 50 mm and 1 x Ø 65 mm
- 1 m power cord with grounded plug
- carry case

Power requirements	Item-No.
230 V / 50-60 Hz / 1 Ph / 0.1 kW	168P32
110 V / 50-60 Hz / 1 Ph / 0.1 kW	168P32/110

 You may order a spare shutter button for the saw blade under Item-No. 168P32/11.

Oscillating Saw OSCIMED Ergo



- ergonomic, modern and compact design
- noise reducing saw-blades which can be changed easily without any tools
- device powered by a safe low voltage of 24 volts

Features

- cooling fan for intensive use
- receiver for vacuum pipe
- double electrical insulation
- length of power supply cable: 1.1m with grounded plug
- length of cable 24 VDC: 3.0m
- 1 hardened steel saw blade for synthetic casts Ø 50 mm
- 1 stainless steel saw blade for plaster casts Ø 65 mm
- carry case

Technical data

- motor speed: 14500 RPM
- sound level: 67 db (A)
- length: 230 mm


Power requirements	Item-No.
230 V / 50 Hz / 1 Ph / 0.18 kW	168P33/1523
120 V / 60 Hz / 1 Ph / 0.18 kW	168P33/1612



Circular Saw Blade

for items 168P32 and 168P33 Ø 50 mm

Application	Item-No.
synthetic bandages	168P32/50
synthetic bandages, segmented blade	168P32/50S
synthetic bandages, saw blade with titan	168P34/50
plaster bandages	168P33/50
plaster bandages, segmented blade	168P33/50S

 You may order a spare shutter button for the saw blade under Item-No. 168P32/11.



Circular Saw Blade

• replacement for item 168P32, Ø65 mm

Application	Item-No.
synthetic bandages	168P34/65
synthetic bandages, saw blade with titan	168P31/65
plaster bandages	168P32/65
plaster bandages, segmented blade	168P33/65



Oscillating Saw

- continuously adjustable oscillation frequency from 12.000 – 21.000 rpm
- motor overload protection

Features:

- 1 ea. circular saw blade, Ø50 und Ø65 mm
- 2 fork wrenches
- 4,5 m connection cord with 2-pin plug (USA)

Technical data:

- power supply: 100-120 V / 50-60 Hz / 1 Ph / 0,25 kW (168P21/1511)
- european power supply: 220-240 V / 50-60 Hz / 1 Ph / 0,25 kW (168P21/1523)
- weight: 1,7 kg

Item-No.
168P21/1523



Oscillating Saw with rechargeable battery

- vibration frequency infinitely variable from 11.000 - 18.000 rpm
- motor overload protection

Features

- speed battery charger
- 1 x 5,0 Ah battery
- 1 ea. circular saw blade, Ø50 mm and Ø 65 mm
- 2 fork wrenches

Technical data

- battery voltage: 14,4 VDC
- voltage battery charger: 220-240 V / 50-60 Hz / 1Ph
- voltage battery charger: 100-120 V / 50-60 Hz / 1Ph (168P22/1511)
- weight: 1,8 kg

	Item-No.
	168P22/1523

without picture

Circular Saw Blade

- spare saw blade for item 168P22/1523 and 168P22/1511
- HSS, specially hardened

Diameter	Item-No.
50 mm	168P22/E2
65 mm	168P22/E3



Electric Stapler

- for staple type: 53
- staple length: 8 – 20 mm
- for nail type: 8
- nail length: 15 – 20 mm


Features

- electronically infinitely adjustable
- max. release frequency / minute: 20 shots
- 3,5 m power cord with grounded plug

Technical data

- dimensions W x D x H: 234 x 80 x 323 mm
- power requirements: 220 – 240 V / 1 Ph / 50 – 60 Hz
- weight: 3,65 kg

	Item-No.
	168P9



Staple

- for item 168P9
- PU = 5000 pieces

Length	Item-No.
8 mm	37P8/8
14 mm	37P8/14



Vacuum Cleaner

- for 168P32 and 168P33, 2 speed levels

Features

- reception for saw and vacuum hose
- electrical connection for saw
- 2,5 m vacuum hose

Technical data

- power: 300 – 1000 W, adjustable
- sound level: 60 – 70 dB
- throughput: 40 l/sec
- capacity: 20 litres
- weight: 12 kg net

Power requirements	Item-No.
230 V / 50 Hz / 1 Ph	168P45/1523
120 V / 60 Hz / 1 Ph	168P45/1612

scope of supply does not include oscillating saw



Hepa Filtre

- for 168P45

Item-No.
168P45/1



Polyester Filtre

- for 168P45

Item-No.
168P45/2



Paper Bag

- for 168P45
- PU = 10 pieces

Item-No.

168P45/3



Drill Stand

- accessory for 80M4
- for impact drilling machine

Technical data

- receiver clamp: Ø 43 mm
- overhang: 127 mm
- column: Ø 30 mm
- working stroke: 60 mm
- height: 500 mm
- base plate: 185 x 270 mm
- column: 360° tilting
- weight: 4,7 kg net

Item-No.

80M10



Flexible Shaft

- for power tools with drill chuck

Features

- connector with cylindric pin
- Ø 6 x 30 mm
- both sides with ball bearings

Technical data

- chucking capacity: 0,5 – 8 mm
- speed: max. 10000 RPM
- length: 1250 mm
- torque: max. 0,6 Nm
- flexion radius: min. 100 mm
- tool holder connection: M8 x 0,75
- weight: 0,8 kg net

Item-No.

5M1

Electric Tools



HSS Milling Bit Set

- in plastic case, shank \varnothing 6 mm
- for power tools with drill chuck
- ten-parts

Weight	Item-No.
0.5 kg	107P10



Grinding Bit Set

- shank \varnothing 6 mm, hardness grade M, rough grain
- for power tools with drill chuck
- 10-piece

Weight	Item-No.
0.4 kg	107P11

Cordless Drill

Features

- quick charger
- 2 x 5,0 Ah Li-ion battery / cool pack technology
- 13 mm auto-lock drill chuck
- right-/left rotation
- 2 speed
- LED-light for illumination of work area
- 1 belt clip
- carry case

Technical data

- drill chuck range: min. 1,5 mm – max. 13 mm
- battery voltage: 18 V
- battery capacity: 5,0 Ah
- torque levels: 20+1
- torque range, max. soft / hard: 28 / 63 Nm
- idle range (1. gear / 2. gear): 0 – 500 / 0 – 1900 min-1
- drilling capacity \varnothing steel / wood: 13 / 38 mm
- screwing capacity: \varnothing max. 8 mm
- weight: 1,7 kg incl. battery

Item-No.
80M12



battery



case



Angle Grinder

Features

- additional handle, applicable to the left or right side
- new rotation secured wheel guard
- strong, durable high-performance motor from Champion
- optimised engine cooling system
- protective hood

Technical data

- no-load speed: 11000 RPM
- spindle thread: Ø 125 mm
- power entry: 1100 W
- power release: 630 W
- power requirements: 230 V / 50 Hz / 1 Ph / 1,1 kW
- weight: 2,1 kg net

	Item-No.
	80M7



Grinding Disc

- for steel, for item 80M7

Diameter	Item-No.
125 x 6 mm	80M7/1



Cutting Disc

- for steel, for item 80M7

Diameter	Item-No.
125 x 2.5 mm	80M7/2



Electronic Jig Saw „Professional“

Features

- adjustable four-level oscillation
- toolless saw blade clamping system
- suction set with suction nozzle
- 1 saw blade (softwood)
- swivel mounted guide shoe +/- 45°
- chipping protection screen
- adjustable speed-control
- carry case
- 4 m power cord with grounded plug

Technical data

- cutting depth in wood: 150 mm
- cutting depth in aluminium: 20 mm
- cutting depth in unalloyed steel: 10 mm
- lifting height: 26 mm
- power requirements: 230 V / 50 Hz / 1 Ph / 0,78 kW
- weight: 2,6 kg

	Item-No.
	80M8



Jig Saw Blade

- for item 80M8
- PU = 5 pieces

Range of application	Length	Item-No.
Hard + soft wood, plastic	100 mm	80M1/1
Hard foam, cork, soft rubber	100 mm	80M1/2
Soft steel, Aluminium	92 mm	80M1/3

Tools



Tools

Optimal working results can be achieved only with durable quality tools. That's why quality is our top demand. As supplier, we accept only manufacturers of proven professional tools and avoid short-lived DIY-quality. The tools supplied by us are made by professionals for professionals. This is the only way to satisfy high-level demands reliably and permanently.




By a broad selection of special tools, our product range fulfils the requirements of the various working techniques of orthopaedic technology. Of course our service does not end with the purchase, as our competent employees will assist you anytime beyond that. We are pleased to offer a wide range of service features such as calibrating measuring tools or repairs.



Staple Gun

- manual operation for nailing, stapling, covering, etc.
- feeder unit for 100 staples
- for staples type: 58
- back width: 13 mm
- staples' length: 4 – 14 mm

	Item-No.
	168P12



Staples

- for item 168P12

Dimensions	Sales unit	Item-No.
6 x 13 mm	5000 pcs	37P6/6
10 x 13 mm	5000 pcs	37P6/10
12 x 13 mm	5000 pcs	37P6/12
14 x 13mm	5000 pcs	37P6/14



Staple Remover

- to remove staples

	Item-No.
	168P13



Steel Hammer

- with handle

Weight	Item-No.
100 g	170P1/100
200 g	170P1/200
300 g	170P1/300
500 g	170P1/500
800 g	170P1/800
1000 g	170P1/1000



Ball Peen Hammer

- with handle, short head, one flat camber and one round camber

Weight	Item-No.
250 g	170P2/250
375 g	170P2/375
500 g	170P2/500



Ball Peen Hammer

- with handle, long head, round camber both sides

Weight	Item-No.
250 g	170P3/250
375 g	170P3/375
500 g	170P3/500



Peen Hammer

- with handle, two different peen arches

Weight	Item-No.
250 g	170P4/250
375 g	170P4/375
500 g	170P4/500



Soft Face Hammer

- cast iron housing, wooden handle with replaceable plastic faces:
- 1 x TPE soft face (blue): 65 Shore A +/-5
- 1 x rubber face: 90 Shore A +/-5

Ø Head	Weight	Item-No.
30 mm	340 g	170P7/30
40 mm	630 g	170P7/40
50 mm	1170 g	170P7/50


 Other inserts upon request.



Rubber Mallet

- with handle

Ø Head	Item-No.
65 mm	170P5



Combination Pliers

- special tool steel, plastic coated handles

Length	Item-No.
160 mm	171P1/160
180 mm	171P1/180



Flat Nose Pliers

- special tool steel, plastic coated handles

Length	Item-No.
160 mm	171P2/160



Flat Nose Pliers „Langbeck“

- special tool steel, plastic coated handles

Length	Item-No.
160 mm	171P4/160



Angled Snipe Nose Pliers

- CV-steel, plastic coated handles, 45° angle

Length	Item-No.
200 mm	171P5/200



Round Nose Pliers

- CV-steel, plastic coated handles

Length	Item-No.
140 mm	171P3/140
160 mm	171P3/160



Side Cutter

- CV-steel, plastic coated handles

Length	Item-No.
160 mm	171P6/160
180 mm	171P6/180



End Cutting Nippers

- CV-steel, plastic coated handles

Length	Item-No.
160 mm	171P7/160



Carpenter's Pincers

- CV-steel, plastic coated handles

Length	Item-No.
180 mm	171P8/180
210 mm	171P8/210

Plastic Side Cutter



- Vandin electrical steel, forged, oil-hardened, plastic coated handles

Length	Item-No.
160 mm	171P16/160

Shoemaker's Pincers



- plastic coated handles

Length	Item-No.
190 mm	171P11

Eyelet Squeeze-Out Pliers



- plastic coated handles

Length	Item-No.
190 mm	171P13

Lace Tip Pliers



- with insert for metal lace tip item-no. 67P2/10x8

Features	Item-No.
with insert	171P14



Metal Lace Tip

Material


- steel sheet
- nickel-plated

Application

- for securing lace ends

PU = 500 or 1000 pieces

Dimensions L x W	Item-No.
10 x 4 mm	67P2/10x8

 Please use the matching lace tip pliers item-no. 171P14 for the metal lace tips.
For laces, see our catalogue "Materials and Equipment", chapter "Textiles".



Toggle Joint Wire Nippers

- for hard wire

Length	Item-No.
180 mm	171P9/180
210 mm	171P9/210



Waterpump Pliers

- CV-steel, plastic coated handles


Length	Item-No.
250 mm	171P15/250



Grip Pliers

- nickel-plated

Length	Item-No.
250 mm	171P10



Tower Pincers

- CV-steel, plastic coated handles

Length	Item-No.
220 mm	171P10/220



Chisel/Punch Set 6-part

- CV-steel, coated, in metal case

Components

- 1 flat chisel, L = 150 mm, B = 12 mm
- 1 flat chisel, L = 125 mm, B = 12 mm
- 1 center punch, Ø 4 mm, L = 120 mm
- 1 pin punch Ø 3 mm, L = 120 mm
- 1 pin punch Ø 4 mm, L = 120 mm
- 1 cape chisel, L = 125 mm, B = 4 mm

Item-No.
172P2



Pin Punch Set

- 6 pcs., chrome-vanadium-steel, coated, in metal case

Components

- Pin punches: 3, 4, 5, 6, 8 and 10 mm


Item-No.
172P3



Rivet Setter

- CV-steel, coated

Rivet ø	Item-No.
3 mm	172P4/3
4 mm	172P4/4
5 mm	172P4/5



Pin Punch

- CV-steel, coated

Diameter	Item-No.
2 mm	172P6/2
3 mm	172P6/3
4 mm	172P6/4



Flat Chisel

- CV-steel, coated

Width	Length	Item-No.
18 mm	150 mm	172P7/18
21 mm	175 mm	172P7/21



Center Punch

- CV-steel, coated

Length	Item-No.
120 mm	172P5



Automatic Center Punch

Length	Item-No.
130 mm	172P1/130

without picture

Spare Pin

- for item 172P1/130

Item-No.
172P1/E



Rivet Header

- CV-steel, coated

Rivet ø	Item-No.
3 mm	162P5/3
4 mm	162P5/4
5 mm	162P5/5
6 mm	162P5/6



Number Die Set

- 0 – 9 in plastic case

Figure height	Item-No.
4 mm	162P35/4
5 mm	162P35/5
6 mm	162P35/6



Steel Letter Set

- A – Z in plastic case

Figure height	Item-No.
4 mm	162P36/4
5 mm	162P36/5
6 mm	162P36/6



Screw Driver

- CV-steel, with shock-resistant PP plastic handle

Blade width	Item-No.
2.5 mm	173P4/2
3.5 mm	173P4/3
4.0 mm	173P4/4
5.5 mm	173P4/5
6.5 mm	173P4/6
8.0 mm	173P4/8
10.0 mm	173P4/10



Screw Driver Set

- 6-part, CV-steel, comes in wooden stand

Blade width	Item-No.
3.5 - 4.0 - 5.5 - 6.5 - 8.0 - 10.0 mm	173P4/S



Philips Head Screw Driver

- CV-steel, with shock-resistant PP plastic handle

Size	Item-No.
0	173P5/0
1	173P5/1
2	173P5/2
3	173P5/3



Philips Head Screw Driver Set

- 4-part, CV-steel, comes in wooden stand

Sizes	Item-No.
0, 1, 2, 3	173P5

T-Handle Hex Wrench



- CV-steel with plastic handle

Spanner size	Item-No.
2 mm	173P3/2
3 mm	173P3/3
4 mm	173P3/4
5 mm	173P3/5
6 mm	173P3/6
8 mm	173P3/8
10 mm	173P3/10


Hex Socket Wrench



- CV-steel with plastic T-handle, length 150 mm

Spanner size	Item-No.
6 mm	173P8/6
7 mm	173P8/7
8 mm	173P8/8
9 mm	173P8/9
10 mm	173P8/10
11 mm	173P8/11
12 mm	173P8/12
13 mm	173P8/13
14 mm	173P8/14
17 mm	173P8/17

Hex Socket Wrench



- with turning bar, zinc-plated

Spanner size	Length	Item-No.
11 mm	120 mm	173P15/11
16 mm	240 mm	173P15/16
17 mm	200 mm	173P15/17

173P15/11, 173P15/17



173P15/16




Allen Key Set

- 9 parts, CV-steel, with case
- width across: 1,5 - 2,0 - 2,5 - 3,0 - 4,0, 5,0 - 6,0 - 8,0 - 10,0 mm

Item-No.

173P7



Allen Key Set

- 7-part, CV-steel
- width across: 2,5 - 3 - 4 - 5 - 6 - 8 - 10 mm

Item-No.

173P2



Cranked Socket Key CV-set Torx

- 8 pc.
- TX9 - TX10 - TX15 - TX20 - TX25 - TX27 - TX30 - TX40 - TX45
- chrome vanadium steel, hardened and powder-coated
- with ball head on one side
- with colour codes
- for screws with female Torx profile

Item-No.

173P27



Torque Wrench

- range 2 – 10 Nm, 1/4" square head
- torque value set on handle end and visible on torque scale
- including calibration certificate

Total key length	Item-No.
185 mm	173P10

 The torque wrench has to be recalibrated every year according to the ISO certification. We willingly offer you this service.



Torque Wrench

- Total key length: 265 mm
- measuring range 6 - 30 Nm, 1/4", square
- Pull-out values adjustable at the end of the handle and readable on scale
- inserts for hexagon socket screws width across flats 3, 4, 5, 6, 8 and 10
- sheet metal box with corresponding insert
- calibration certificate

Total key length	Item-No.
265 mm	173P11

 The torque wrench has to be recalibrated every year according to the ISO certification. We willingly offer you this service.



Insert

- for torque wrench 173P10 and 173P11, SL = Shank Length

Spanner size	SL	Item-No.
3 mm	30 mm	173P12/3
4 mm	45 mm	173P12/4
5 mm	45 mm	173P12/5
6 mm	45 mm	173P12/6
8 mm	45 mm	173P12/8
10 mm	45 mm	173P12/10



Screwdriver Bit Socket, Torx 1/4"

- Screwdriver bit socket Torx with pressed-in pin vanadium special steel, manganese-phosphated
- female square drive, as per DIN 3120 - C6, 3, ISO 1174 with ball retaining groove
- Hand-operated, non-slip, knurled grip, chrome-plated

Size	Length	Item-No.
TX20	30.5 mm	173P26/20
TX20	30.5 mm	173P26/25



Hole Punch

- stove-enamelled

Hole Ø	Item-No.
1 mm	162P1/1
2 mm	162P1/2
3 mm	162P1/3
4 mm	162P1/4
5 mm	162P1/5
6 mm	162P1/6
7 mm	162P1/7
8 mm	162P1/8
9 mm	162P1/9
10 mm	162P1/10
11 mm	162P1/11
12 mm	162P1/12
13 mm	162P1/13
14 mm	162P1/14
15 mm	162P1/15
16 mm	162P1/16
17 mm	162P1/17
18 mm	162P1/18
19 mm	162P1/19
20 mm	162P1/20
21 mm	162P1/21
22 mm	162P1/22
23 mm	162P1/23
24 mm	162P1/24
25 mm	162P1/25
30 mm	162P1/30
35 mm	162P1/35
40 mm	162P1/40
50 mm	162P1/50



Hole Punch Set

- conical head, Ø 2 – 20 mm, 19-part, in wooden stand, enamelled

Item-No.
162P1



Hole Punch

- stove-enamelled

Hole Ø	Item-No.
1 mm	162P6/1
2 mm	162P6/2
3 mm	162P6/3
4 mm	162P6/4
5 mm	162P6/5
6 mm	162P6/6
7 mm	162P6/7
8 mm	162P6/8
9 mm	162P6/9
10 mm	162P6/10
11 mm	162P6/11
12 mm	162P6/12
13 mm	162P6/13
14 mm	162P6/14
15 mm	162P6/15
16 mm	162P6/16
17 mm	162P6/17
18 mm	162P6/18
19 mm	162P6/19
20 mm	162P6/20
22 mm	162P6/22
25 mm	162P6/25



Hole Punch Set

- Ø 1 – 20 mm. 20-part, in wooden stand, stove-enamelled

Item-No.
162P6



Button Hole Punch

- coated

Hole Ø	Slot length	Item-No.
2 mm	10 mm	162P2/210
3 mm	10 mm	162P2/310
3 mm	12 mm	162P2/312
4 mm	12 mm	162P2/412



Slot Hole Punch

- coated

W x L	Item-No.
3 x 12 mm	162P4/312
4 x 17 mm	162P4/417
4 x 25 mm	162P4/425



Twist Drill, HSS (DIN 338)

- straight shank, right-hand cut

Diameter	Item-No.
1.0 mm	152P2/010
2.0 mm	152P2/020
2.5 mm	152P2/025
2.6 mm	152P2/026
2.7 mm	152P2/027
2.8 mm	152P2/028
3.0 mm	152P2/030
3.1 mm	152P2/031
3.2 mm	152P2/032
3.3 mm	152P2/033
3.5 mm	152P2/035
3.6 mm	152P2/036
3.8 mm	152P2/038
4.0 mm	152P2/040
4.1 mm	152P2/041
4.2 mm	152P2/042
4.4 mm	152P2/044
4.5 mm	152P2/045
4.6 mm	152P2/046
5.0 mm	152P2/050
5.5 mm	152P2/055
6.0 mm	152P2/060
6.5 mm	152P2/065
7.0 mm	152P2/070
7.5 mm	152P2/075
7.8 mm	152P2/078
8.0 mm	152P2/080
8.5 mm	152P2/085
9.0 mm	152P2/090
9.5 mm	152P2/095
10.0 mm	152P2/100
10.5 mm	152P2/105
11.0 mm	152P2/110
12.0 mm	152P2/120
12.5 mm	152P2/125



Twist Drill Set, HSS (DIN 338)

- 19-part, in metal case
- straight shank, right-hand cut, 1 – 10 mm, 0,5 mm ascending

	Item-No.
	152P2



Twist Drill Set, HSS (DIN 338)

- 25-part, in metal case
- straight shank, right-hand cut, 1 – 13 mm, 0,5 mm ascending

	Item-No.
	152P4



Twist Drill Set, HSS (DIN 338)

- 50-part, in metal case
- straight shank, right-hand cut, 1 – 5,9 mm; 0,1 mm ascending

	Item-No.
	152P3



Center Drill Bit, HSS (DIN 333)

- straight shank \varnothing 8 mm, countersink angle 60°, right-hand cut

Diameter	Item-No.
3.15 mm	152P9



Countersink Drill, HSS (DIN 335 C)

- straight shank \varnothing 8 mm, countersink angle 90°

\varnothing outside	Item-No.
12.4 mm	152P10



Countersink Drill Set, HSS (DIN 335 C)

- 6-part, with straight shank
- countersink angle 90°
- 3 blades, for counterboring and burring
- sizes: 6,3 / 8,3 / 10,4 / 12,4 / 16,5 / 20,5 mm

Item-No.
152P11



Twist Drill, HSS-Co (DIN 338)

- straight shank, right-hand cut, for hard metals, like V2A-steel and titanium

Diameter	Item-No.
2.5 mm	152P6/2,5
3.2 mm	152P6/3,2
3.6 mm	152P6/3,6
4.2 mm	152P6/4,2
5.5 mm	152P6/5,5
6.2 mm	152P6/6,2
7.5 mm	152P6/7,5



Milling Bit, HSS

- with center guide, straight shank

Diameter	Item-No.
16 mm	151P2/16
20 mm	151P2/20
27 mm	151P2/27

Forstner Drill



- straight shank, extra long

Diameter	Item-No.
10 mm	150P2/10
12 mm	150P2/12
14 mm	150P2/14
16 mm	150P2/16
18 mm	150P2/18
20 mm	150P2/20
22 mm	150P2/22
24 mm	150P2/24
25 mm	150P2/25
26 mm	150P2/26
28 mm	150P2/28
30 mm	150P2/30
32 mm	150P2/32
35 mm	150P2/35
40 mm	150P2/40

Forstner Drill Set



- 15-part, in wooden stand, right-hand cut, for wood works
- Ø 10, 12, 14, 16, 18, 20, 22, 24, 25, 26, 28, 30, 32, 35, 40 mm

	Item-No.
	150P2/S

Valve Hole Cutter



- straight shank Ø 10 mm, inner Ø 27 mm

Ø outside	Item-No.
40 mm	150P3



Peeling Drill, Tapered, HSS

Diameter	Item-No.
3 – 14 mm	151P5/314
4 – 20 mm	151P5/820
16 – 30 mm	151P5/1630



Peeling Drill Set, Tapered, HSS

- 3-part, in plastic case, with peeling paste
- diameter: 3 – 14 mm, 4 – 20 mm, 16 – 30,5 mm

Item-No.
151P5



Special Countersink Tool

- for all popular lock systems

Diameter	Item-No.
22 mm	150P1



Hand Reamer, HSS

- straight shank with square end, spiral fluted

Diameter	Item-No.
5.0 mm	152P7/050
5.5 mm	152P7/055
6.0 mm	152P7/060
6.5 mm	152P7/065
7.0 mm	152P7/070
7.5 mm	152P7/075
8.0 mm	152P7/080
8.5 mm	152P7/085
9.0 mm	152P7/090
9.5 mm	152P7/095
10.0 mm	152P7/100
10.5 mm	152P7/105
11.0 mm	152P7/110
16.0 mm	152P7/160



Hand Reamer, HSS

- adjustable, straight shank with square end

Adjustment range	Item-No.
13.5 – 15.5 mm	152P5/K
15.5 – 17.5 mm	152P5/M



Hand Tap Set, HSS

- 3-part, pre-, middle- and finishing tap, in plastic case
- for metric ISO-threads

Thread	Item-No.
M3	153P11/3
M3.5	153P11/3,5
M4	153P11/4
M5	153P11/5
M6	153P11/6
M8	153P11/8
M10	153P11/10

Single Cut Tap, HSS



- DIN 355, finishing tap
- for metric ISO-threads

Thread	Item-No.
M3	153P12/3
M4	153P12/4
M5	153P12/5
M6	153P12/6
M8	153P12/8
M13	153P12/13

Die, HSS



- DIN 223, for metric ISO-threads


Thread	Item-No.
M3	154P11/3
M4	154P11/4
M5	154P11/5
M6	154P11/6
M7	154P11/7
M8	154P11/8
M10	154P11/10

Die Holder, HSS




Thread	Ø x H	Item-No.
M3 - M4	20 x 5 mm	155P1/5
M5 - M6	20 x 7 mm	155P1/7
M7 - M9	25 x 9 mm	155P1/9
M10 - M11	30 x 11 mm	155P1/11
M16 - M20	45 x 18 mm	155P1/18

Tap Holder



- adjustable

Thread	Size	Item-No.
M1 - M10	1	155P2/1
M5 - M20	3	155P2/3



Tap and Die Set, HSS (DIN)

- 44-piece, in metal case

Components

- hand taps and dies, size M3, M4, M5, M6, M8, M10 and M12
- die holder, size 20x5, 20x7, 25x9, 30x11, 38x14 mm
- tap holder No. 1+2
- thread gauge
- screw driver
- hollow core drill

	Item-No.
	154P11/S



Precision Spirit Level Light Metal

- length: 400 mm
- profile anodized yellow
- distortion-free and weather-proof

	Item-No.
	165P17



Folding Ruler, wood

- 1 mm calibration, 2000 mm length

Material	Item-No.
Wood	163P1
Light metal	163P52



Steel Tape Measure

- with wrist strap
- automatic tape rewind with stop button
- yellow tape
- black/red millimeter-scale
- dimensions L x W: 2000 x 13 mm

	Item-No.
	163P21



Tailor's Measuring Tape


Length	Item-No.
2000 mm	163P2



Shoemaker's Measuring Tape


- calibration both sides: cm / stitch length / engl. sizes

Length	Width	Item-No.
600 mm	12 mm	163P18



Flexible Steel Ruler

Length	Item-No.
300 mm	163P8



Steel Ruler

- with bevel and scale, zinc plated, mm-scale

Length	Item-No.
500 mm	163P7/500
1000 mm	163P7/1000



Steel Square


Length	Item-No.
150 x 100 mm	163P9
150 x 100 mm with stop	163P9/A



Vernier Caliper

- plastic pouch, vernier scale 1/20 mm

Measuring range	Item-No.
150 mm	163P12



Vernier Caliper

- vernier scale 1/20 mm, extra long jaws

Measuring range	Item-No.
200 mm	163P19



Body Caliper „Streifeneder“

- for measuring of body segments

Measuring range	Item-No.
400 mm	165P18/400
600 mm	165P18/600



Micrometer

- in plastic case

Measuring range	Item-No.
0 – 25 mm	163P13



Thickness Bow Gauge

Measuring range	Item-No.
0 – 15 mm	163P11



Bow Compass

Length	Item-No.
150 mm	163P3/150
200 mm	163P3/200



Steel Scriber

Length	Item-No.
250 mm	163P14



Plumb Bob

- pear-shaped

Length	Weight	Item-No.
75 mm	250 g	163P55



Hip Compass


- „mm“ and „inch“ calibration

Measuring range	Item-No.
500 mm / 20 inches	163P16



Goniometer

Measuring range	Item-No.
0 – 360 °	163P15



Flexible Ruler

- for measuring of body contours
- without cm-indication

Length	Item-No.
400 mm	163P70/40
600 mm	163P70/60



Bow Caliper

Measuring range	Item-No.
120 mm	163P17



Outside Caliper

Length	Item-No.
150 mm	163P4



Spacer Set

- spacer set, for leg length compensation, 6-part: 5, 10, 15, 20, 25 and 30 mm

Dimensions	Item-No.
320 x 150 mm	165P19



Parallel Scriber

- with round steel base, no calibration
- scriber rotates and pivots

Scribing height	Item-No.
up to 500 mm	163P51



Height Gauge

- made of wood, cm-calibration

Scribing height	Weight	Item-No.
max. 1000 mm	0.650 kg	163P53



Pelvic Level

- for determination of the hip tilt


Length	Item-No.
330 mm	165P13



Measuring Gauge

- for inside circumfer. of AK and BK sockets

Measuring range	Item-No.
12 – 37 cm	165P14/US
22 – 66 cm	165P14/OS



M.A.S. Tool Kit


- for simple measuring of the muscular and bony structure for manufacturing of anatomical AK (above knee)-sockets

in aluminum case, contains:

- 163P31 Tuber-M-L-Gauge
- 163P32 Diagonometer
- 163P33 Ramus Angle Gauge
- 163P34 Plurimeter-V
- 163P35 M.A.S. Compressive Measuring Tape
- 163P36 Digital Camera

Item-No.

163P30



M.A.S. Tool Kit

- like item 163P30 but without digital camera

Item-No.

163P29



Tuber-M-L-Gauge

- scale in two measurement ranges
- measurement range 1: determination of distances in BK and AK areas (A-P and M-L)
- measurement range 2: determination of stump lengths

Item-No.

163P31



Diagonometer

- concave and flat contact face
- diagonal measuring
- measurement range 70-125 mm

Item-No.

163P32



Ramus Angle Gauge

- measurement range +/- 60°
- for measuring the ramus angle
- for measuring extension and flexion as well as ab- and adduction in BK and AK ranges

Item-No.

163P33



Plurimeter-V

- for measuring of the flexion position of the residual leg
- automatic raster for each quarter rotation
- easy finding of the 0-preliminary setting

Item-No.

163P34



M.A.S. Compressive Measuring Tape

- tension control via springs
- adjustable tension on 2 kg and 4 kg
- this allows a uniform reproducible way of measuring

Item-No.

163P35



Digital Camera

- brand name camera (depending on offer)

Item-No.

163P36

picture similar



Shoe Stretcher

- coated

Length	Item-No.
400 mm	165P32



Shoe Stretcher

- with locking mechanism, coated

Length	Item-No.
400 mm	165P33



Toe Cap Lifting Tool


Length	Item-No.
420 mm	165P31



Welt Pincers

- for leather
- steel-forged, plastic coated handles


Length	Item-No.
200 mm	165P4



Hammer Stretching Pliers

- for leather
- steel-forged, plastic coated handles

Length	Item-No.
200 mm	165P7



Holding Forceps

- stainless

Length	Item-No.
250 mm	165P45



Revolving Hole Punch

- forged steel, plastic coated handles, with mini brass anvil
- replaceable hole punches: Ø 1,5 - 2 - 2,5 - 3 - 3,5 - 4 mm

Length	Item-No.
245 mm	165P3



Replacement Spring

- for item 165P3

Item-No.
165P3/F



Hole Punch Tube

- for item 165P3

Ø Hole	Item-No.
1.5 mm	165P3/1,5
2.0 mm	165P3/2,0
2.5 mm	165P3/2,5
3.0 mm	165P3/3,0
3.5 mm	165P3/3,5
4.0 mm	165P3/4,0
4.5 mm	165P3/4,5
5.0 mm	165P3/5,0



Hole Punch Tube Set

- for item 165P3
- hole punch tube with Ø 1,5 - 2 - 2,5 - 3 - 3,5 - 4 mm

	Item-No.
	165P3/S



Brass Anvil

- for item 165P3

	Item-No.
	165P3/A



Revolving Hole Punch

- plastic coated handles
- mini brass anvil and hole punches: Ø 2 - 2,5 - 3 - 3,5 - 4 - 5 mm

Length	Item-No.
240 mm	165P1



Spring Clamp

- zinc-plated with plastic insert

Length	Item-No.
110 mm	164P16/110
155 mm	164P16/155



Pricker

- CV-steel, shock-resistant with plastic handle

Length	Item-No.
140 mm	173P6



Engineers' File – Flat

- without handle

Dimensions	Cut	Item-No.
150 x 16 x 4 mm	1 - fine	177P6/150F
150 x 16 x 4 mm	2 - medium	177P6/150M
150 x 16 x 4 mm	3 - coarse	177P6/150G
200 x 20 x 5 mm	1 - fine	177P6/200F
200 x 20 x 5 mm	2 - medium	177P6/200M
200 x 20 x 5 mm	3 - coarse	177P6/200G
250 x 25 x 6.3 mm	1 - fine	177P6/250F
250 x 25 x 6.3 mm	2 - medium	177P6/250M
250 x 25 x 6.3 mm	3 - coarse	177P6/250G
300 x 30 x 7 mm	1 - fine	177P6/300F
300 x 30 x 7 mm	2 - medium	177P6/300M
300 x 30 x 7 mm	3 - coarse	177P6/300G



Engineers' File – Half Round

- without handle

Dimensions	Cut	Item-No.
150 x 16 x 5 mm	1 - fine	177P7/150F
150 x 16 x 5 mm	2 - medium	177P7/150M
150 x 16 x 5 mm	3 - coarse	177P7/150G
200 x 21 x 6 mm	1 - fine	177P7/200F
200 x 21 x 6 mm	2 - medium	177P7/200M
200 x 21 x 6 mm	3 - coarse	177P7/200G
250 x 25 x 7 mm	1 - fine	177P7/250F
250 x 25 x 7 mm	2 - medium	177P7/250M
250 x 25 x 7 mm	3 - coarse	177P7/250G
300 x 30 x 9 mm	1 - fine	177P7/300F
300 x 30 x 9 mm	2 - medium	177P7/300M
300 x 30 x 9 mm	3 - coarse	177P7/300G

Engineers' File – Round



- without handle

L x Ø	Cut	Item-No.
150 x 6.3 mm	1 - fine	177P8/150F
150 x 6.3 mm	2 - medium	177P8/150M
150 x 6.3 mm	3 - coarse	177P8/150G
200 x 8 mm	1 - fine	177P8/200F
200 x 8 mm	2 - medium	177P8/200M
200 x 8 mm	3 - coarse	177P8/200G
250 x 10 mm	1 - fine	177P8/250F
250 x 10 mm	2 - medium	177P8/250M
250 x 10 mm	3 - coarse	177P8/250G
300 x 12.5 mm	1 - fine	177P8/300F
300 x 12.5 mm	2 - medium	177P8/300M
300 x 12.5 mm	3 - coarse	177P8/300G

Engineers' File – Triangular



- without handle

L x Ø	Cut	Item-No.
150 x 11 mm	1 - fine	177P9/150F
150 x 11 mm	2 - medium	177P9/150M
150 x 11 mm	3 - coarse	177P9/150G
200 x 14 mm	1 - fine	177P9/200F
200 x 14 mm	2 - medium	177P9/200M
200 x 14 mm	3 - coarse	177P9/200G
250 x 17 mm	1 - fine	177P9/250F
250 x 17 mm	2 - medium	177P9/250M
250 x 17 mm	3 - coarse	177P9/250G



Engineers' File – Square

- without handle

L x Ø	Cut	Item-No.
150 x 6.3 mm	1 - fine	177P4/150F
150 x 6.3 mm	2 - medium	177P4/150M
150 x 6.3 mm	3 - coarse	177P4/150G
200 x 8 mm	1 - fine	177P4/200F
200 x 8 mm	2 - medium	177P4/200M
200 x 8 mm	3 - coarse	177P4/200G
250 x 10 mm	1 - fine	177P4/250F
250 x 10 mm	2 - medium	177P4/250M
250 x 10 mm	3 - coarse	177P4/250G
300 x 12.5 mm	1 - fine	177P4/300F
300 x 12.5 mm	2 - medium	177P4/300M
300 x 12.5 mm	3 - coarse	177P4/300G



Cabinet File – Coarse

- without handle

Dimensions	Item-No.
250 x 31.5 x 5.3 mm	177P10/250
300 x 35.5 x 6 mm	177P10/300



Shoemaker's Rasp

- granular, sharp and deep cut

Length	Item-No.
225 mm	177P1/225

Cabinet Rasp – Smooth



- without handle

Dimensions	Cut	Item-No.
200 x 21 x 7.5 mm	1 - fine	176P4/200F
250 x 25 x 8.5 mm	1 - fine	176P4/250F
300 x 34 x 8 mm	1 - fine	176P4/300F
200 x 24 x 5 mm	2 - medium	176P4/200M
250 x 29 x 6 mm	2 - medium	176P4/250M
300 x 29 x 8 mm	2 - medium	176P4/300M

Wood Rasp – Flat



- without handle, cut 2 - medium

Dimensions	Item-No.
200 x 20 x 5 mm	176P1/200M
250 x 25 x 6.3 mm	176P1/250M
300 x 30 x 6.3 mm	176P1/300M

Wood Rasp – Half-Round



- without handle

Dimensions	Cut	Item-No.
200 x 20 x 5 mm	2 - medium	176P2/200M
200 x 20 x 5 mm	3 - coarse	176P2/200G
250 x 25 x 7 mm	2 - medium	176P2/250M
250 x 25 x 7 mm	3 - coarse	176P2/250G
300 x 30 x 6.3 mm	2 - medium	176P2/300M
300 x 30 x 6.3 mm	3 - coarse	176P2/300G

Wood Rasp – Round



- without handle, cut 2 - medium

Diameter	Length	Item-No.
8 mm	200 mm	176P3/200M
10 mm	250 mm	176P3/250M



File Handle

- beech wood

For file length	Length	Item-No.
up to 100 mm	80 mm	177P3/80
100 – 175 mm	100 mm	177P3/100
150 – 250 mm	110 mm	177P3/110
150 – 300 mm	120 mm	177P3/120
200 – 300 mm	130 mm	177P3/130
250 – 350 mm	140 mm	177P3/140



File Handle

- blue plastic

For file length	Item-No.
100 – 150 mm	176P5/1
150 – 250 mm	176P5/2
250 – 300 mm	176P5/3



File Brush

Width	Length	Item-No.
40 mm	250 mm	178P20



Firmer Gouge

- white beech wood handle, Wolfram-Vanadium-Steel

Width	Item-No.
6 mm	159P10/6
8 mm	159P10/8
10 mm	159P10/10
12 mm	159P10/12
16 mm	159P10/16
20 mm	159P10/20



Bevelled Edge Chisel

- white beech wood handle, Wolfram-Vanadium-Steel

Width	Item-No.
6 mm	159P12/6
8 mm	159P12/8
10 mm	159P12/10
12 mm	159P12/12
16 mm	159P12/16
20 mm	159P12/20



Warding File Set

- in plastic case

Length	Item-No.
100 mm	177P5



Surform File

Length	Form	Item-No.
440 mm	flat	158P2/F
440 mm	flat/fine	158P20/F
440 mm	half round	158P2/HR
400 mm	round	158P2/R



Replacement Blade


- for surform file 158P20 and 158P2, length 250 mm

Form	Item-No.
flat	158P3/F
flat/fine	158P21/F
half round	158P3/HR
round	158P3/R



Surform Scraper

Length	Form	Item-No.
180 mm	flat	158P1



Replacement Blade

- for surform scraper

L x W	Form	Item-No.
60 x 45 mm	flat	158P1/E



Leather Knife

- cambered blade

Length	Item-No.
260 mm	160P2



Leather Knife

- tapered blade

Length	Item-No.
250 mm	160P3



Leather Knife

- skew blade

Length	Item-No.
260 mm	160P4

Quarter Moon Knife



Length	Item-No.
210 mm	160P5

Half Moon Knife



Length	Item-No.
190 mm	160P6

Leather Knife



- narrow, blade adjustable inside wood handle

Length	Item-No.
200 – 290 mm	160P7

Leather Knife



- broad, blade adjustable inside wood handle

Length	Item-No.
200 – 290 mm	160P8



A spare blade for this item is available under Item-No. 160P8/E.



Neopolene Knife

- with plastic handle

Length	Item-No.
315 mm	160P11



Felt Knife

- with wooden handle

Length	Item-No.
240 mm	160P18



Rotary Cutter

- compact
- for cutting silicone and gel liners
- 45 mm blade diameter

Bestell-Nr.
166P56



Replacement Blade

- for Item No. 166P56


Cut of blade	Diameter	Item-No.
straight	45 mm	166P55/1



Universal Knife

- incl. 3 spare blades
- metal handle

Length	Item-No.
150 mm	160P13



Trapezium Blades

- replacement blades for item 160P13
- PU = 5 pieces

	Item-No.
	160P14



Scalpel

- sterile
- with plastic handle
- PU = 10 pieces

	Item-No.
	160P100



Scalpel handle „Standard, fig. 4“

- solid flat handlesuitable for blades fig. 18-36length = 140 mmPU = 1 piece

	Item-No.
	50E26



Scalpel Blade

- sterile
- small blade for detailed works
- for scalpel handle item-no. 50E26
- PU = 100 pieces

Size	Item-No.
Fig. 24	50E27



Trimming Knife

- plastic coated handle, blade replaceable, with protective cap

Length	Item-No.
160 mm	160P50



Replacement Blade

- for item 160P50
- PU = 10 pieces

	Item-No.
	160P51



Draw Knife

Length	Item-No.
250 mm	160P10



Plaster Knife „Esmarch“

- stainless steel


Length	Item-No.
180 mm	160P12



Cobbler’s Knife „Tina“

- plastic coated, straight blade

L x W	Item-No.
230 x 12 mm	160P19
240 x 23 mm	160P1




Shoemaker’s Knife „Tina“

- plastic coated, slightly bent blade

L x W	Item-No.
270 x 23 mm	160P16
270 x 23 mm (for left-handers)	160P16/L

Skiving Knife



- plastic coated, bent blade

L x W	Item-No.
230 x 18 mm	160P17

Insole Knife



- with handle, length 160 mm

Features	Item-No.
	157P11
for left-handers	157P11/L

Welt Cutter



- with handle, length 160 mm

Features	Item-No.
	157P10
for left-handers	157P10/L

Sharpening Steel



- Sharpening steel with wooden handle
- length blade 300 mm
- length wooden handle 105 mm

Length	Item-No.
315 mm	160P20

Grind Stone, rough/smooth



- bottom: standard corundum grit 100
- top: special fused alumina grit 280/320

W x D x H	Item-No.
150 x 50 x 25 mm	160P22



Grind Stone

Item-No.
160P23




Wire Brush

- 3 rows, made of steel wire

Length
300 mm

Item-No.
178P25



Deburring Knife

- adjustable with one blade
- blade holder, handle-Ø 3,2 mm

Length
150 mm

Item-No.
160P24



Deburring Blades

- for deburring knife 160P24
- handle-Ø 3,2 mm
- PU = 10 pieces

Item-No.
160P24/E



Replacement Blades

- for deburring knife 160P25
- handle-Ø 2,6 mm
- PU = 10 pieces

Item-No.
160P25/E



Deburring Knife

- durable deburring knife with plastic shaft and straight ceramic blade
- particularly suitable for deburring plastics and soft metals

in the back of the shaft is a blade magazine for spare blades

- Range of Application
- deburring edges
- smoothening surfaces

	Item-No.
	160P55

S Advantage compared to metal blades: Metal blades are mostly too sharp for soft plastics. This leads to unwanted damage of the material.



Spare Blade for Deburring Knife

	Item-No.
	160P55/E



Manual Countersink Set

- with handle, ratchet holder, HSS
- including 2 x countersink (Ø 12 mm and Ø 20 mm), 90°

	Item-No.
	160P27



Replacement Countersink

- for item 160P27

Diameter	Item-No.
12 mm	160P27/E12
20 mm	160P27/E20



Scissors

- nickel-plated

Length	Item-No.
170 mm	166P5/170



Scissors

- stainless steel, with plastic handles

Length	Item-No.
200 mm	166P7/200
250 mm	166P7/250



Tailor's Scissors

- coated handles

Length	Item-No.
200 mm	166P4/200
200 mm (for left-handers)	166P4/L200
230 mm	166P4/230
250 mm	166P4/250
250 mm (for left-handers)	166P4/L250
280 mm	166P4/280
300 mm	166P4/300



Shoe Makers Scissors

- bent

Length	Item-No.
180 mm	166P3/180
160 mm	166P3/160



Trimming Scissors

- lower blade with fine teeth

Length	Item-No.
210 mm	166P40



Trimming Scissors

- micro-teeth for Carbon-Kevlar fibres

Length	Item-No.
265 mm	166P8



Proton® cutting scissors

- proton-coated curved scissors
- for cutting technical textiles (e.g. Kevlar, Dynema, Prepreg)
- forged carbon steel, very hard surface, smooth running and non-slip, cuts precisely without pushing

Item-No.
166P57



Proton® mould making scissors

- proton-coated scissors for cutting technical textiles (e.g. Kevlar, Dynema, Prepreg)
- forged carbon steel, very hard surface, smooth running and non-slip, cuty precisely without pushing

	Item-No.
	166P58



Sewing Scissors

- pointed, straight

Length	Item-No.
115 mm	166P16



Pinking Shear

- plastic handles

Length	Item-No.
220 mm	166P6/220



Leather Shear

- with straight blades, coated handles

Length	Item-No.
240 mm	166P1/240



Leather Shear

- straight, coated handles

Length	Item-No.
250 mm	166P2/250



Upper Leather Shear

- straight, forged steel, with smooth blade

Length	Item-No.
180 mm	166P21/180



Casting Room Scissors

- plastic handles

Length	Item-No.
180 mm	166P10



Bandage Scissors

- bent

Length	Item-No.
145 mm	166P12
145 mm (for left-handers)	166P12/L



Plaster Scissors, model „Bruns“

- stainless steel, length 240 mm
- stainless

Blade	Item-No.
with fine teeth	166P13
plain	166P14



Bandage Scissors „Bergmann“

- smooth, stainless steel

Length	Item-No.
230 mm	160P30



Bandage Scissors „Lister“

- stainless

Length	Item-No.
140 mm	166P9/140
200 mm	166P9



Bandage Scissors „Lister“

- stainless, for left-handed persons

Length	Item-No.
140 mm	166P9/L



Plaster Scissors

- stainless

Length	Item-No.
200 mm	166P11



Plaster Scissors „Stille“

- stainless

Length	Item-No.
260 mm	166P15



Junior Hacksaw

- with blade

Length	Item-No.
290 mm	159P1



Replacement Blade

- for item 159P1

Length	Item-No.
150 mm	159P1/E




Hacksaw Frame

- with solid steel bow
- synthetic handle
- bi-metal saw blade

Length	Total length	Item-No.
300 mm	520 mm	159P13

Replacement Blade



- for items 159P3 and 159P13
- length: 300 mm, 24 teeth /"

Features	Item-No.
Tungsten-alloyed tool steel, double-sided	159P13/E
Spring steel, set of teeth HSS, completely hardened through, one-sided	159P3/D
Bimetal, set of teeth HSS, hardened, one-sided	159P3/E


Back Saw



- straight

Length	Item-No.
250 mm	159P2

Back Saw



- cranked

Length	Item-No.
250 mm	159P40


Back Hand Saw



- with handle made of wood
- universal teeth

Length	Item-No.
400 mm	159P6

Screw Clamp



- cast iron clamp arm, wooden handle, steel slide rail

Span x Outreach	Item-No.
160 x 80 mm	164P21/160
200 x 100 mm	164P21/200
250 x 120 mm	164P21/250
300 x 140 mm	164P21/300
400 x 175 mm	164P21/400
500 x 120 mm	164P21/500



Pin Wrench

- adjustable with handle

Length	Item-No.
235 mm	165P5



Socket Wrench

- coated, square 12 mm

Length	Item-No.
100 mm	165P6



Knee Axis Key

- zinc-plated steel
- with handle

Item-No.
165P8



Contouring Iron

- CV-steel, square edge

Mouth width	Length	Item-No.
4 + 6 mm	250 mm	165P60
6 + 8 mm	250 mm	165P61
7 + 9 mm	250 mm	165P62



Contouring Iron

- CV-steel, round edge

Mouth width	Length	Item-No.
4 + 6	265 mm	165P65
6 + 8	265 mm	165P66
7 + 9	265 mm	165P67



Flat Contouring Iron

- zinc-plated

Length	Item-No.
500 mm	165P69



Double Open End Spanner Set

- CV-steel, chrome-plated, 8-part, 6 – 22 mm
- 6/7 - 8/9 - 10/11 - 12/13 - 14/15 - 16/17 - 18/19 - 20/22 mm

Item-No.
165P70



Double Ring Spanner Set

- CV-steel, chrome-plated, 8-part, 6 – 22 mm
- 6/7 - 8/9 - 10/11 - 12/13 - 14/15 - 16/17 - 18/19 - 20/22 mm

Item-No.
165P71



Ring/Open End Spanner Set

- CV-steel, chrome-plated, 9-part, 6 – 19 mm
- 6/6, 7/7, 8/8, 10/10, 11/11, 13/13, 14/14, 17/17, 19/19 mm

Item-No.
165P72



Sheet Metal Shear

- stainless steel, plastic coated handles

Length	Item-No.
300 mm	165P50

picture similar



Metal Shear

- for hard metals up to 1,2 mm thickness, plastic coated handles

Length	Item-No.
260 mm	165P51



Pipe Cutter

- for pipes Ø 3 – 35 mm

Item-No.
158P10

without picture

Replacement Blade

- for item 158P10

Item-No.
158P10/E



Pipe Deburrer

- for inner and outer deburring works
- for pipes with Ø 3 – 42 mm

Item-No.
158P11



Glue Container

- made of plastic, incl. brush for glue and paint

Litres	Item-No.
0.45	164P11/045
0.9	164P11/090
1.5	164P11/150

J The glue saver bowl serves as a safeguarding for standard-adhesives which are generally used in orthopaedic technology. This article therefore is regarded as an article of daily use, which due to the frequency and the nature of its use is delivered without any warranty.



Replacement Brush

- for item 164P11

for Item-No.	Features	Item-No.
164P11/045	small	164P12/K
164P11/090	large	164P12/G
164P11/150	large	164P12/G



Talcum Powder Container

- made of plastic, content: approx. 300 ml

Item-No.
164P33



Oil Can

- made of plastic
- with built-in brass pump
- content 300 ml

Item-No.
164P30



Bevelling Tool

- for leather, blade reversible

Width	Item-No.
1 + 3 mm	157P8/13
2 + 4 mm	157P8/24



Folding Stick

- made out of bones
- pointed

Length	Item-No.
160 mm	163P10/K
180 mm	163P10/L



Creasing Wood

- with bone guides

Length	Item-No.
200 mm	163P22



Tracing Wheel

- with plastic handle and hardened steel spikes

Length	Item-No.
160 mm	163P25



Tailor's Chalk

Colour	Item-No.
white	163P26



Hand Vice

- drop-forged


Jaw width	Item-No.
40 mm	164P19/40
42 mm	164P19/42



Hand Vice

- steel-forged

Jaw width	Jaw length	Item-No.
25 mm	125 mm	164P20/25
35 mm	150 mm	164P20/35



Lead Block

Weight	Item-No.
approx. 5 kg	164P14



Riveting Bar

- with rivet-hole, forged metal, 680 mm length

Features	Item-No.
without rivet hole	164P17
without rivet hole	164P18



Awl Handle

- screw-type locking

Length	Item-No.
110 mm	157P4



Awl Handle

- flat, with push pin

Length	Item-No.
80 mm	157P5/80



Bradawl

- sword shape
- PU = 10 pieces

Length	Item-No.
50 mm	157P6/50
60 mm	157P6/60
70 mm	157P6/70



Round Awl

- PU = 10 pieces

Length	Item-No.
50 mm	157P7/50
60 mm	157P7/60
70 mm	157P7/70



Saddler's Needle

- round
- PU = 25 pieces

Length	Item-No.
60 mm	157P1/1
70 mm	157P1/2/0



Furrier's Needle

- triangular
- PU = 25 pieces

Length	Item-No.
40 mm	157P2/5
45 mm	157P2/3
50 mm	157P2/1

Working Safety Gear



Working Safety Gear

Every orthopaedic workshop uses materials which are classified hazardous according to the hazardous materials directives. In order to be protected optimally against these health risks, we offer a wide range of protection gear and first-aid products in the next chapter. As healthy employees and safety protection of your eyes, ears, hands and respiratory tract are the assets of every orthopaedic business! Please contact us for further information, we will be happy to assist you!



Company First Aid Box, filled



- company first aid box according to DIN 13157

Dimensions	Item-No.
260 x 160 x 80 mm	13P20

Refill for Company First Aid Box



- for item 13P20
- complete refill for company first aid box according to DIN 13157

Item-No.
13P20/E1

Replacement Set for Company First Aid Box



- for item 13P20
- contains only sterile dressing material and band-aids (=expendable items)

Item-No.
13P20/E2

Eye Wash Station



- eye wash station with special mount for 2 bottles of eye wash 13P26

Technical data

- material: steel sheet
- colour: RAL 9016 white
- dimensions W x D x H: 265 x 105 x 355 mm

Item-No.
13P25

Eye wash station does not include eye wash bottles, if necessary, please order separately under item-no. 13P26.



Eye Wash Bottle Set

- for eye wash station 13P25
- gentle rinse from 6 jet nozzles
- ergonomically shaped, well visible eye support ring for controlled eye rinse
- continuous rinsing period of more than 3 minutes (per 1000 ml-bottle)
- maintenance-free and approx. 3 years shelf life
- according to DIN EN 15 154-4

Scope of supply

- two bottles of 1.000 ml each
- saline solution 0,9 %, sterile

	Item-No.
	13P26



Fire Blanket made of Glass-Fiber Fabric

- with sewn-on pocket grips
- size: 1800 x 1600 mm

	Item-No.
	13P30



Wall Mounting for Fire Blanket, empty

- for item 13P30
- red varnish
- size: 300 x 300 x 125 mm

	Item-No.
	13P31

Disposable Latex Gloves IC



Material

- natural rubber

Application

- examination glove

Characteristics

- non-sterile
- eudermic
- powder-free
- with synthetic internal coating

Size	Sales unit	Item-No.
S = 6 - 7	100 pcs	12P18/S
M = 7 - 8	100 pcs	12P18/M
L = 8 - 9	100 pcs	12P18/L
X = 9 - 10	90 pcs	12P18/XL

Chemical Protective Gloves made of Butyl



Material

- made of Butyl rubber, with rolled seam, roughened, powdered

Application

- very good protection against harmful liquids
- temperature flexibility

Characteristics

- very good wearing comfort
- highly resistant to ozone and UV-rays, good mechanical resistance

PU = 1 pair

Size	Item-No.
8	12P8/8
9	12P8/9
10	12P8/10

Chemical Protective Gloves, Nitril



Material

- made of nitril, with cotton velour finishing

Application

- chemical protective gloves

Characteristics

- good resistance against abrasion, puncturing and cuts
- good sense of touch through precise fit
- silicone free, velour finishing

PU = 1 pair

Size	Item-No.
8	12P9/8
9	12P9/9
10	12P9/10

Chemical Protection Gloves



Material

- HPPE-laminate film
- according EN 374 standard; protection category 6

Application

- chemical-resistant foilglove, suitable for processing silicone

Characteristics

- 5-layer
- anatomical shape

PU = 1 pair

Size	Length	Item-No.
7	380 mm	12P22/7
8	380 mm	12P22/8
9	380 mm	12P22/9
10	410 mm	12P22/10

Protective Gloves



- leather with fabric
- sturdy version
- PU = 1 pair

Item-No.
12P11



Welding Gloves

- for welding works
- made of leather with sleeves
- length: approx. 35 cm
- PU = 1 pair

Item-No.
12P14



Heat Protective Gloves

- made of „Molton“ fibre
- PU = 1 pair

Item-No.
12P16



Protective Gloves

- without fingers, chrome leather
- PU = 1 pair

Item-No.
12P15



Cut Protection Gloves

- cut protection gloves made of HPPE-fiber/glass/polyamide with PU-coating
- PU = 1 pair

Size	Item-No.
7	12P6/7
8	12P6/8
9	12P6/9
10	12P6/10

 To be used in metal processing or assembly activities with high risk of cuts (e.g. working with scalpels or knives).


Working Safety Gear

Mechanical Protective Gloves



- made of cotton jersey with Nitril-coating
- high flexibility, warmth-cold-flexibility, highly breathable, robust fabrication
- PU = 1 pair

Size	Item-No.
8	12P7/8
9	12P7/9
10	12P7/10
11	12P7/11

 These protection gloves may be used as an alternative to leather gloves!

Heat Protective Gloves



- made of jersey
- PU = 1 pair

Item-No.
12P12

Heat Protective Gloves



- 5-finger knit gloves of 100% cotton bouclé
- ribbed hem cuff
- contact temperature up to 225°C / 480°F
- length 27 cm, 1 size fits all
- PU = 1 pair

Item-No.
12P13

Protective Goggles



- mist-free, with hard-coated glasses and adjustable, flexible head gear
- PU = 1 piece

Weight	Item-No.
32 g	13P10



without content

Storage Box for Protective Goggles

- storage box for dust proof storage of protective goggles
- fast access and good visibility from outside
- either permanently mountable to the wall or removable with wall holder

Outer dimensions	Inner dimensions	Colour	Item-No.
200 x 185 x 90 mm	165 x 110 x 70 mm	blue/transparent	13P17


Double Filter - Half Mask



- mask body made of silicone
- incl. 2 combination filters, filter category A2P3
- size M

Item-No.
13P14

Other filter categories available upon request.

 Replacement combination filters are available under item-no. 13P14/F1.



Double filter half mask without combination filter

- mask body made of silicone
- without combination filter
- size M

Bestell-Nr.
13P14/M

Other filter categories available upon request.



Respirator Mask

- particle filter class FFP1
- PU = 20 pieces

Item-No.
13P12

Working Safety Gear



Respiratory Mask

- with exhalation valve, particle filter class FFP 2
- PU = 10 pieces

	Item-No.
	13P11



Ear Protector ABS

- with head gear, light and comfortable, excellent sound protection
- soft cushioning pads


	Item-No.
	13P15



Clamp Ear Protection

- clamp ear protection with low contact pressure for highest comfort
- ideal for changing levels of noise pollution
- extremely elastic clamps

	Item-No.
	13P16

 Spare plugs available in bags with 10 pairs (item-no. 13P16/E).



Face Shield

- with polycarbon glass shield, comfortable wear, size adjustment with turn-lock nut

	Item-No.
	13P7



Replacement Shield

- for item 13P7, polycarbon glass


Size	Item-No.
540 x 195 mm	13P8



Welding Shield

- incl. exchangeable glasses, with handle (protection class DIN 9 A)

	Item-No.
	12P55



Replacement Glass

- for welding shield 12P55

Features	Item-No.
Supplementary glass clear	12P56
DIN 9A Athermal glass	12P57



Welding Apron

- chrome leather, adjustable belt
- PU = 1 piece

Size	Colour	Item-No.
800 x 1000 mm	grey-white	12P50

Plaster Apron

- fibre reinforced
- PU = 1 piece



Size	Colour	Item-No.
85 x 100 cm	white	12P20

Little ABC's of Orthopaedics

- A** **Abdomen** – area of the body between chest and pelvis
Abdominal – relating to the abdomen
Abduction – movement of a body part away from the midline of the body
Acetabulum – concave pelvic component of the hip joint receiving the femoral head
Adduction – movement of a body part towards the midline of the body
Alternating – exchanging, altering
Amelia – complete absence of one or several extremities
Anatomy – science of structure of organisms
Anesthesia – loss of feeling or sensation/narcosis
Anterior – front
Anteversion – forward tilt of a body part
Antivarus – against varus malalignment
Aponeurosis – a fibrous sheet of tissue by which certain muscles are attached to bones
Articulation, articulating – a joint, concerning a joint
Atrophy, to atrophy – shrinkage, wastage of biological tissue (e. g. muscle atrophy)
Axilla, axillary – the armpit, relating to the armpit
- B** **Bandage, to bandage** – wrapping, dressing; sense of: elastic support, applying bandages, taping
Biceps – two headed (e. g. biceps muscle)
Bow-leg – varus malalignment of the longitudinal axis of the leg
- C** **Calcaneus** – heel bone
Capsular – retaining to an articular capsule
Catalyser – chemical agent causing a chemical reaction (e. g. hardening powder, -paste)
Caudal – towards the tail, below, backside
Cerebrum, cerebral – the major part of the brain, occupying the upper part of the cranium, pertaining to the cerebrum
Cervical (cervical-region) – pertaining to the neck area
Chronic – long term (disease; opposite of acute)
Condyle, condylar – joint head, pertaining to the joint head
Congruence, congruent – match, matching, identical
Concave – hollow, curved inwards
Conservative – conciliatory, maintaining, in the sense of non-surgical
Constitution – physical shape
Contraction, to contract – tightening, shortening of soft tissue with joint malposition
Contralateral – reciprocal, located on the other side of the body
Contusion – bruise
Convex – curved to the front or outside

Little ABC's of Orthopaedics

C Claw foot – flexion contraction of the toes

Cranial – head, above

Cyst – abnormal, closed sac-like structure within a tissue that contains a liquid, gaseous, or semisolid substance (e. g. Baker's-cyst in the back of the knee)

D Decubitus, decubital – pressure damage, pressure sore

Derotation – correctional rotation

Detorsion – back rotation, correctional rotation (e. g. detorsion insole)

Dexter – right

Diagnosis, to diagnose – searching and finding a cause and details of disease

Digital – pertaining to finger or toe

Digitus – finger or toe

Dislocation, dislocate – shift, to shift

Distal – away, away from body

Distorsion – sprained, twisted (e. g. joints)

Dorsal – back side

Duroplast – synthetic material, which is, once it has hardened, not mouldable anymore by heat

E Endogenous – caused by inner reasons

Et – and

Exogenous – caused by outer reasons

Extension – stretching, extension of a body part

Extra – beyond

Extremities – limbs

F Fascia – covering around muscles and tendons

Femur – bone that extends from the pelvis to the knee

Fixation, fixed – position that cannot be altered passively

Flexion – bending a joint (opposite of extension)

Fracture – break in a bone

Frontal – to the front (front surface)

G Gibbus – curve in the spine causing a bump or hump on the back, strong kyphotic spine deformation

Gluteus, gluteal – buttocks muscle, pertaining to buttocks

Gocht manoeuvre – special technique to mold the plaster-cast for the ischium bar

Gonarthrosis, gonitis – inflammation of the knee joint

Little ABC's of Orthopaedics

H Haematoma – bruise

Hallux – big toe

Hammer toe – flexed contraction position of a toe in the middle or end joint during dorsal tilting of the metacarpophalangeal joint

Heidelberg angle – AFO (ankle foot orthosis to lift the forefoot)

Hemi – half

Heterogenous – mixed combination, disparate

Hinge joint (*Articulatio ginglymus*) – single-axle joint (e. g. finger joint)

Hyper lordosis – lumbar lordosis, hollow back

Homogenous – uniform, congeneric

Hyper – prefix: more than the norm

Hypo – prefix: less than the norm

I Idiopathic – spontaneous, independent, starting without known reason (e. g. idiopathic scoliosis)

Immobilization, to immobilize – to prevent motion of a joint or segment

Incongruity, incongruent – mismatch, mismatched

Incontinence – inability to control urination or defecation

Indication, to indicate – advice, necessity, to advise, make something necessary

Infra – under or below

Initial – beginning

Insert – orthopaedic foot support, foot cushion for customized shoes

Instability, instable – missing stability, loose

Insufficiency, insufficient – functional weakness, inadequate

Interim treatment – temporary, tentative treatment before the final treatment

Irreversible – final, permanently

Ischium, ischial – seat bone, pertaining to the seat bone

Ischium bar – support point of the seat bone in prostheses or orthoses

K KBM (abbreviation) – Kondylen Bettung Münster

Knee cap – molded knee brace made of textile rubberlike fabric

Kyphosis – rather flat backward bent scoliosis

L Lesion – injury

Level Pelvis – aligned pelvis

Lateral – away from the center

Ligament, ligamentary – band of fibrous tissue connecting bones, concerning the ligaments

Longuette – oblong reinforcing material, usually several layers (e. g. plaster bandage)

Luxation, to luxate – sprain, to sprain

Little ABC's of Orthopaedics

M Medial – inside, center, toward the mid-line

Metatarsal – long bones between the tarsal bones and the toes

Modular system – orthopaedic aid or prosthesis construction with various finished components (modular concept)

Morbus – disease, ailment

N Naviculare – short term for os naviculare = navicular bone of foot (or hand – scaphoid bone)

Necrosis – necrotic – dead tissue, mortified

Neuropathy, neuropathic – nervous disorder, nervous affection

O Oedema, oedematic – swelling, swollen

Orthosis – splint, brace device, corset, support

Orthopaedics – science of recognition and treatment of inherent or acquired defects of the musculoskeletal system (orthos = straight, right and paedia = childhood)

Orthoprosthesis – construction of a proximal orthotic element and a distal prosthetic element

Ossification, osseous – bone formation, bony

Osteomyelitis – infection of bone and bone marrow

Osteosynthesis – connection of two or more bones by means of metal plates, screws, nails or wires

P Pad – upholstering device in an orthosis or shoe

Palma, palmar – inner hand surface, pertaining to the inner hand surface

Palpation, to palpate – examination by touching with the hand

Paralysis, paralytic – loss of motor function, lame (only in the sense of limpness)

Paresis, paretic – loss of motor function (limp or spastic)

Patella – kneecap

Pathological – unnatural, abnormal, morbid

Pelvic obliquity – misaligned pelvis, asymmetrical pelvis height (e. g. caused by unequal leg length)

Periphery, peripheral – outer region, outside (e. g. peripheral arterial disease = PAD)

Peroneus, peroneal – retaining to the calf-bone (e. g. nervus peroneus communis)

Peroneus-spring – ankle-foot orthosis to lift and guide the foot in case of limpness/loss of control

Pes – foot

Pes adductus – forefoot inverted, adducted, medially misaligned forefoot-position

Pes calcaneus – walking on the heel (steep slope position of the forefoot)

Pes cavus – contracted foot (excessive longitudinal arch of the foot)

Pes equinus – pointed foot (excessive plantar flexion of the whole foot)

Pes equinus varus adductus – club foot (combined malposition of the foot)

Pes planus – flat foot (collapsed medial arch)

Pes planus valgus – knock-flat foot (collapsed medial arch with kinked lower ankle joint)

Little ABC's of Orthopaedics

- P** **Plantar** – pertaining to the foot sole
- Poliomyelitis** – paralysis caused by the polio virus infecting the anterior horn cells of the spinal cord
- Pollex** – thumb
- Poly** – prefix: multi, several
- Post** – prefix: after, behind
- Posterior** – behind, toward the back of...
- Postoperative post op** – after surgery
- Pre** – prefix: before, prior to
- Pressure lesion** – surface damage of skin and tissue due to extensive pressure exposure
- Prevention** – precaution
- Prognosis, prognostic** – preview, expected
- Progredience, progredient** – progression (of disease), advancing
- progressive** – advancing
- Prominence, prominent** – protrusion, protruding
- Pronation** – rotation of hand or foot in long axis facing outwards or dorsally
- Prophylaxis, prophylactic** – prevention, preventive
- Prosthesis** – externally applied device used to replace wholly, or in part, an absent or deficient limb segment
- Proximal** – nearest to the trunk; towards the trunk
- Pseudo arthrosis** – non-union of a fractured bone
- PTB – (abbreviation)** – patella tendon bearing = patella tendon – load principle
- PTS – (abbreviation)** – PTB–supracondylar prosthesis = lower leg prosthesis, reaching over femurcondyles

- Q** **Quadriceps** – short for Musculus quadriceps = four headed muscle in the anterior thigh
- Quengel Hinged Brace** – joint bending or stretching brace with hinges

- R** **Radius** – spoke bone, one of the forearm bones
- Recidivism, recidiving** – relapse, recurrence (of a disease), relapsing
- Reclination, to reclinate** – backward tilt, to tilt backwards
- Redression, to redress** – to force or bend back
- Rehabilitation, to rehabilitate** – enabling persons with disabilities to reach and maintain their optimal sensory, intellectual, psychiatric and/or social functional levels
- Retroversion** – backward turn
- Reversible** – convertible
- Rotation, to rotate** – turn, turning

Little ABC's of Orthopaedics

- S** Sagittal – following the arrow, straight direction
 - Saddle joint (*articulatio sellaris*) – double-axis joint (e. g. thumb saddle joint Carpometacarpal-I-joint)
 - Shore-hardness – measuring unit for the degree of hardness of elastic materials
 - Sinister – left
 - Scoliosis, scoliotic – lateral deviation of the spine and rotation of the vertebrae around the long axis of the spine
 - Spasticity, spastic – cramping, cramped
 - Spina, spinal – referring to the spine (vertebral column)
 - Spondyle – retaining to the spine (e. g. spondyle arthrosis = arthrosis of the vertebral joints)
 - Subductus – laying underneath (e. g. digitus subductus = toe, laying crossed underneath)
 - Subluxation – partial dislocation of a joint
 - Superductus – laying over (e. g. digitus sperductus = toe, laying over dorsally)
 - Supination – rotation of hand or foot around long axis with palm forward or foot inward
 - Supination wedge – medial or inner elevation of an orthopaedic insole
 - Supra – prefix: upper, above
 - Swiss cam lock / Swiss lock system – detention of a splint joint (e. g. of an orthotic brace)
 - Symphysis – pubic symphysis, midline cartilaginous pubic bone connection (synchondrosis)
 - Symptom, symptomatic – sign, Indication of a disease, indicating a disease
 - Syndesmosis – slightly movable articulation where the contiguous bony surfaces are united by an interosseous ligament
 - Syndrome – disease pattern
 - Synostosis – bony fusion between two bones

- T** Talus – bone that articulates with the tibia and fibula to form the ankle joint
 - Tarsus, tarsal – heel part of the foot, pertaining to the heel part of the foot
 - Thermoplast – plastic material re-shapeable under heat application
 - Three-point-correction principle – correctional therapy by leverage effect with surface pressure-application at three contact points
 - Thomas splint – a long leg relief splint that extends from a ring at the hip to beyond the foot, e. g. for aseptic hip joint necrosis
 - Tonus – tension condition of muscles
 - Torsion – twisting
 - Trochanter – muscle insertion point, bony protrusion lateral-proximally at the femur
 - Tuber – hunch, knob (e. g. tuber ischiadicum)
 - Tuberosity – bony protrusion, muscle insertion/fixation point

- U** Ulna – inner and longer of the two bones of the forearm

Little ABC's of Orthopaedics

V Valgus – X-shaped joint alignment

Varicosis – disease of the veins, varication

Varices – distended veins

Varus – O-shaped joint alignment

Ventral – relating to or situated on or close to the abdomen; abdominal, front

Vertex – centre of a curve, maximum of a curve

Volar – relating to the palm of the hand

V2A-steel – stainless steel

W Walking – milling, softening, staking e. g. orthopaedic leather

Source: "Children's orthopaedic techniques by R. Bernbeck, J. Pramschiefer, H. D. Stolle", published by Thieme, Stuttgart

Explanation of Symbols

Danger Symbols



Flame



Corrosion



Environment



Health hazard



Exclamation mark

Index

1M23	162	20M140	229-230
1M26	165	20M160	231-233
2M10	161	20M200	234
3M51	163	20M250	235, 237
5M1	261	20M300	236-237
10M10	164	20M500	238
10M11	164	20M510	238
10M2	193, 199	20M520	238
10M20	81-82	20M540	239
10M3	194	20M550	237
10M30	200	25M100	239, 242
10M31	201	25M125	240
10M32	200	25M140	240
10M37	191	25M160	241
10M38	192	25M200	241-242
10M4	195, 199	28M1	243
10M5	196	28M10	243
10M6	197, 199	28M11	244
10M7	198	28M12	244
10M8	198	28M13	243
10M9	198	28M14	244
10P1	20	35M1	138
10P2	20	35M2	138
10P20	21	37P6	267
10P25	21	37P7	267
10P3	20	37P8	260
10P30	21	37P9	154
10P4	20	40M1	78
10P40	21	40M2	79
10P45	21	40M4	80
10P5	20	40M5	77
10P50	21	40M7	80
10P6	20	40M9	81
10P60	21	50E15	92
10P61	21	50E16	93
10P62	21	50E17	91
10P7	20	50E2	93
10P8	20	50E21	93
10P9	20	50E26	94, 311
12P11	336	50E27	94, 311
12P12	338	50E3	92
12P13	338	50E4	92
12P14	337	50E5	91
12P15	337	50E6	92
12P16	337	50E7	91
12P18	335	50E8	93
12P20	342	50E9	93
12P22	336	50M12	130
12P50	218, 341	50M13	130
12P55	218, 341	50M14	130
12P56	218, 341	50M15	130
12P6	337	50M17	130
12P7	338	50M18	131
12P8	335	50M3	120
12P9	336	50M5	121
13P10	338	50M51	118
13P11	340	50M52	119
13P12	339	50M52/U	120
13P14	339	50M54	122
13P15	340	50M6	123
13P16	340	50M7/1520	124
13P17	339	50M7/3540	123
13P20	333	51M10	125
13P25	333	51M12	126, 130
13P26	334	51M13	127, 130
13P30	334	51M14	128, 130
13P31	334	51M15	129-130
13P7	340	51M9	131
13P8	340	60E1	97
15A5	48	60E10	97
16A9	48	60E11	98
20M100	225-226	60E12	98
20M120	227-228	60E13	98

Index

60E14.....	98	90M24.....	113
60E15.....	99	90M25.....	113
60E16.....	99	90M26.....	113
60E17.....	99	90M4.....	112
60E18.....	99	90M6.....	111
60E19.....	100	90M7.....	111
60E2.....	97	92M1.....	115
60E20.....	100	92M10.....	30
60E21.....	101	92M11.....	30
60E22.....	102	92M12.....	30
60E3.....	102	92M13.....	31
60E4.....	101	92M2.....	114
60E5.....	101	92M3.....	115
60E6.....	100	92M4.....	117
60E7.....	100	92M5.....	117
60E8.....	101	92M6.....	116
60E9.....	97	92M7.....	116
67P2.....	272	92M8.....	117
70E2.....	105	93M10.....	38-39, 72
70M1.....	69	93M11.....	31, 37
70M2.....	68	93M12.....	32
70M4.....	68	93M13.....	32
75E1.....	91	93M14.....	32
75M1.....	35	93M15.....	31
75M10.....	220	93M17.....	33
75M11.....	220	93M18.....	32
75M12.....	220	93M21.....	38
75M2.....	35	93M3.....	28
75M3.....	36	93M4.....	27
75M4.....	36	93M6.....	29
75M5.....	36	93M7.....	28
75M6.....	37	93M9.....	38
75M7.....	35	94M1.....	29
76M1.....	33	94M2.....	27
76M10.....	34	94M3.....	27
76M11.....	34	95M30.....	37
76M2.....	33	96M20.....	82
76M3.....	34	96M21.....	83
76M4.....	33	96M22.....	84
80C10.....	255	96M4.....	87
80M1.....	264	97M1.....	41
80M10.....	261	97M10.....	39
80M12.....	262	97M12.....	39
80M13.....	152	97M2.....	41
80M7.....	263	97M3.....	41
80M8.....	264	97M5.....	54-55
83M13.....	216	97M7.....	40
83M14.....	217	97M8.....	40
83M15.....	217	98P4.....	61-62
83M16.....	217	98P5.....	62
83M20.....	219	98P8.....	61
83M23.....	220	99T5.....	81
83M5.....	215	100M10.....	212
83M6.....	216	100M2.....	210
83M7.....	215	100M3.....	210
83M8.....	216	100M4.....	211
83M9.....	217	100M6.....	211
85M1.....	219	100M7.....	212
85M2.....	219	100M8.....	213
85M5.....	219	100M9.....	209
90E14.....	96	101M1.....	213
90E20.....	57, 95	101M3.....	214
90E29.....	94	101M4.....	214
90E30.....	103	101M5.....	214
90E33.....	104	101P14.....	214
90E35.....	104	107P1.....	180
90E50.....	103	107P10.....	262
90M1.....	112	107P11.....	262
90M10.....	64	107P21.....	174
90M11.....	64	107P22.....	175
90M12.....	65	107P28.....	174
90M15.....	65	107P29.....	176
90M16.....	65	107P30.....	192

Index

107P31.....	175
107P32.....	192
107P33.....	192
107P5.....	175
107P50.....	190
107P51.....	87
107P52.....	87
107P53.....	87
107P54.....	87
107P55.....	87
107P56.....	190
107P57.....	201
107P58.....	190
107P59.....	191
107P60.....	190
107P61.....	190
107P62.....	190
107P63.....	192, 201
107P70.....	193
107P8.....	174
108P1.....	206, 208-209
108P1/458.....	206
108P12.....	205
108P2.....	206, 208
108P3.....	207
108P4.....	206-207
108P4/458.....	206
110M4.....	189
110M5.....	189
116P15.....	53
117P25.....	146
117P8.....	105
118P5.....	185
119P11.....	132
119P18.....	132
119P22.....	253
119P23.....	132
130M3.....	203
130M5.....	202
130M7.....	204
130M9.....	205
140M1.....	22
140M10.....	42
140M12.....	42
140M14.....	113
140M2.....	65
140M5.....	17
140M5/E1.....	17
140M6.....	22
140M8.....	18
140M9.....	19
145M20.....	45
145M21.....	45
145M23.....	45
145M24.....	45
145M26.....	49
145M27.....	49
145M3.....	21
145M30.....	46
145M40.....	46
145M50.....	48
150M1.....	247
150M2.....	248
150M3.....	166
150M6.....	165
150M7.....	166
150M8.....	166
150P1.....	287
150P2.....	286
150P3.....	286
151M1.....	54
151M10.....	54
151M11.....	54
151M14.....	52
151M14/3.....	53
151M14/4.....	53
151M2.....	54
151M3.....	50
151M4.....	51
151M5.....	50
151M6.....	53
151M8.....	51
151M9.....	50
151P2.....	285
151P5.....	287
152P10.....	285
152P11.....	285
152P2.....	283-284
152P3.....	284
152P4.....	284
152P5.....	288
152P6.....	285
152P7.....	288
152P9.....	284
153P11.....	288
153P12.....	289
154P11.....	289-290
155M1.....	244
155M10.....	245
155M15.....	246
155M16.....	247
155M2.....	247
155M3.....	245
155M4.....	245
155M6.....	246
155M7.....	246
155P1.....	289
155P2.....	289
156P1.....	169
157P1.....	329
157P10.....	313
157P11.....	313
157P2.....	329
157P20.....	78
157P30.....	79
157P4.....	328
157P40.....	79
157P45.....	80
157P5.....	328
157P6.....	329
157P7.....	329
157P8.....	326
158P1.....	308
158P10.....	325
158P11.....	325
158P2.....	307
158P20.....	307
158P21.....	307
158P3.....	307
158P5.....	55
158P6.....	55
159P1.....	321
159P10.....	306
159P12.....	307
159P13.....	321-322
159P2.....	322
159P3.....	322
159P4.....	255
159P40.....	322
159P5.....	187-188
159P6.....	322
159P8.....	255
160M2.....	162
160M3.....	163
160P1.....	312
160P10.....	312

Index

160P100.....	94, 311	161P58.....	168
160P11.....	310	161P59.....	169
160P12.....	312	161P6.....	173
160P13.....	310	161P61.....	173
160P14.....	311	161P62.....	172
160P16.....	312	161P63.....	173
160P17.....	313	161P64.....	173
160P18.....	310	161P65.....	173
160P19.....	312	161P66.....	173
160P2.....	308	161P7.....	177
160P20.....	313	161P72.....	171-172
160P22.....	313	161P73.....	171-172
160P23.....	314	161P74.....	172
160P24.....	314	161P75.....	179
160P25.....	314	161P76.....	179
160P27.....	315	161P77.....	182
160P3.....	308	161P78.....	181
160P30.....	320	161P79.....	179
160P4.....	308	161P80.....	179
160P5.....	309	161P82.....	178
160P50.....	311	161P84.....	178
160P51.....	312	161P85.....	176
160P55.....	315	161P86.....	176
160P6.....	309	161P9.....	84
160P7.....	309	161P90.....	166
160P8.....	309	161P93.....	170
161P0.....	180-181	161P94.....	177
161P01.....	181	161P95.....	180
161P02.....	181	161P96.....	170
161P03.....	181	161P97.....	182
161P04.....	181	162P1.....	280-281
161P05.....	181	162P2.....	282
161P10.....	85	162P3.....	68
161P101.....	175	162P35.....	275
161P103.....	175	162P36.....	275
161P11.....	85	162P4.....	282
161P12.....	85	162P5.....	275
161P13.....	86	162P6.....	281
161P14.....	86	163P1.....	290
161P15.....	82	163P10.....	327
161P16.....	82	163P11.....	292
161P17.....	83	163P12.....	292
161P18.....	83	163P13.....	292
161P20.....	185	163P14.....	293
161P21.....	185	163P15.....	293
161P22.....	184	163P16.....	293
161P23.....	184	163P17.....	294
161P24.....	184	163P18.....	291
161P25.....	185	163P19.....	292
161P26.....	186	163P2.....	291
161P26A.....	186	163P21.....	290
161P3.....	184	163P22.....	327
161P31.....	188	163P25.....	327
161P32.....	187	163P26.....	327
161P33.....	188	163P29.....	297
161P34.....	188	163P3.....	293
161P4.....	167-168	163P30.....	297
161P40.....	183	163P31.....	297
161P41.....	183	163P32.....	297
161P42.....	183	163P33.....	298
161P44.....	183	163P34.....	298
161P45.....	169	163P35.....	298
161P46.....	171	163P36.....	298
161P47.....	169	163P4.....	294
161P48.....	171	163P5.....	61
161P49.....	171	163P51.....	295
161P5.....	167-168	163P53.....	295
161P50.....	171	163P55.....	293
161P51.....	169	163P7.....	291
161P52.....	169	163P70.....	294
161P55.....	86	163P8.....	291
161P56.....	168	163P9.....	291
161P57.....	168	164P1.....	55

Index

164P11.....	325	166P7.....	316
164P12/K.....	326	166P8.....	317
164P13.....	63	166P9.....	320
164P14.....	328	168P1.....	66
164P15.....	62	168P10.....	132
164P16.....	301	168P12.....	267
164P17.....	328	168P13.....	267
164P18.....	328	168P2.....	162
164P19.....	327	168P20.....	67
164P20.....	328	168P21.....	258
164P21.....	322	168P22.....	259
164P30.....	326	168P22/E2.....	259
164P32.....	133	168P22/E3.....	259
164P33.....	326	168P26.....	254
164P6.....	133	168P27.....	252
164P7.....	56	168P277E1.....	253
165P1.....	301	168P29.....	256
165P13.....	295	168P30.....	254
165P14.....	296	168P31.....	254, 258
165P17.....	290	168P32.....	257-258
165P18.....	292	168P33.....	257-258
165P19.....	295	168P34.....	258
165P20.....	47-48	168P40.....	251
165P21.....	162	168P41.....	251
165P22.....	168	168P410.....	251
165P23.....	33	168P42.....	252
165P3.....	300-301	168P44.....	251
165P31.....	299	168P45.....	260-261
165P32.....	299	168P46.....	252
165P33.....	299	168P47.....	252
165P4.....	299	168P48.....	252
165P45.....	300	168P49.....	252
165P5.....	323	168P5.....	253
165P50.....	324	168P50.....	141
165P51.....	325	168P500.....	72
165P6.....	323	168P501.....	72
165P60.....	323	168P502.....	73
165P61.....	323	168P503.....	74
165P62.....	323	168P505.....	69
165P65.....	323	168P51.....	141
165P66.....	323	168P510.....	73
165P67.....	323	168P516.....	73
165P69.....	324	168P517.....	73
165P7.....	299	168P518.....	73
165P70.....	324	168P52.....	142, 144
165P71.....	324	168P53.....	144
165P72.....	324	168P530.....	70, 73
165P8.....	323	168P532.....	71
166P1.....	319	168P533.....	71
166P10.....	319	168P54.....	147-148
166P11.....	321	168P55.....	142
166P12.....	319	168P555.....	76
166P13.....	320	168P556.....	76
166P14.....	320	168P558.....	76
166P15.....	321	168P559.....	77
166P16.....	318	168P56/127.....	143
166P17.....	56	168P57.....	137
166P18.....	56	168P58.....	137
166P19.....	56	168P59.....	134
166P2.....	319	168P60.....	134
166P21.....	319	168P61.....	134
166P23.....	57	168P62.....	134
166P24.....	56, 92	168P63.....	135
166P25.....	49	168P64.....	135
166P3.....	316	168P65.....	135
166P4.....	316	168P66.....	135
166P40.....	316	168P7.....	137
166P5.....	315	168P70.....	133
166P55.....	310, 315	168P71.....	134
166P56.....	310	168P72.....	134
166P57.....	317	168P75.....	135
166P58.....	318	168P76/H.....	136
166P6.....	318	168P77.....	136

Index

168P78.....	48, 137	173P3.....	277
168P79.....	136	173P4.....	275-276
168P82/3540.....	145	173P5.....	276
168P83.....	145	173P6.....	301
168P9.....	259	173P8.....	277
168P90.....	143	173P9.....	163
168P91.....	144	176P1.....	305
168P92.....	75	176P2.....	305
168P93.....	75	176P3.....	305
168P94.....	75	176P4.....	305
168P95.....	76	176P5.....	306
169P60.....	146	177P1.....	304
169P61.....	147	177P10.....	304
169P64.....	154	177P3.....	306
169P65.....	153	177P4.....	304
169P66.....	153	177P5.....	307
169P67.....	155	177P6.....	302
169P68.....	155	177P7.....	302
169P69.....	156	177P8.....	303
169P71.....	151	177P9.....	303
169P72.....	151	178P20.....	306
169P73.....	152	178P25.....	314
169P74.....	152	210V41.....	62
169P75.....	148-149	570P4.....	17-18
169P76.....	149	W60P10.....	66
169P77.....	149	W60P12.....	66
169P78.....	149	W60P5.....	66
169P79.....	149-150	W60P6.....	66
169P80.....	150	W60P7.....	66
169P81.....	150	W60P8.....	66
169P82.....	150	W62P1.....	66
169P83.....	151	W62P5.....	66
169P84.....	151	W64P12.....	67
169P85.....	151	W64P13.....	67
169P86.....	154		
169P87.....	152		
170P1.....	267		
170P2.....	268		
170P3.....	268		
170P4.....	268		
170P5.....	269		
170P7.....	268		
170P9.....	218		
171P1.....	269		
171P10.....	272-273		
171P11.....	271		
171P13.....	271		
171P14.....	271		
171P15.....	272		
171P16.....	271		
171P2.....	269		
171P3.....	270		
171P4.....	269		
171P5.....	270		
171P6.....	270		
171P7.....	270		
171P8.....	270		
171P9.....	272		
172P1.....	274		
172P2.....	273		
172P3.....	273		
172P4.....	273		
172P5.....	274		
172P6.....	274		
172P7.....	274		
173P1.....	278		
173P10.....	279		
173P11.....	279		
173P12.....	279		
173P15.....	277		
173P2.....	278		
173P26.....	280		
173P27.....	278		

Directory

A

Abrasive grain glue	185
Abrasive Flap Wheel	177
Accessories Hot Air Gun	253
Acrylic-Lacquer	105
Adhesive / Resin Work Station	111
Adhesive Suction Table	65
Adhesive Work Station	64-65
Adjustable Twin Pin Key	172
Adjustment Core Clamping Jaws	34
Air Gun	154
Air Pressure Hose	151
Air Pressure Regulator	151
AK Casting Ring Set	47
AK Casting Ring Set (continuation)	48
Alginate Spatula	92
Allen Key Set	278
Aluminum Tripod	49
Anatomical Chart	20
Angle Grinder	263
Angled Snipe Nose Pliers	270
Anvil	219
Anvil Base	219
Attachment Plate	45
Autoclave	105
Automatic Center Punch	274
Automatic Start / Stop Module	239
Awl Handle	328

B

Back Hand Saw	322
Back Saw	322
Ball Cutter	166
Ball Joint Suction Arm	220
Ball Peen Hammer	268
Band Saw	204
Band Saw model 600	203
Bandage Scissors	319
Bandage Scissors „Bergmann“	320
Bandage Scissors „Lister“	320
Base Cabinet	73
Base Frame	120
Baseplate	45
Basic Shelf Rack for Plaster Cast Models	54
Belt Sander	191
Belt Sanding Machine	84
Bench Drill	209
Bench Drill Press	209-210
Bench Vise	33, 35
Bevelled Edge Chisel	307
Bevelling Tool	326
Body Caliper „Streifeneder“	292
Bow Caliper	294
Bow Compass	293
Bracket	33
Bradawl	329
Braking Unit	165
Branching	245
Brass Anvil	301
Buffing Wheel	82
Button Hole Punch	282

C

Cabinet File – Coarse	304
Cabinet Rasp – Smooth	305
Cabinet with Drawers	38, 72
Cantilever Arm with Angle Clamp	136
Carbide Cutting Bit	97
Carbon Polishing Wheel	99
Carpenter's Pincers	270
Cast Cutter „Oscimed 2000“	257
Casting Apparatus with Baseplate	45
Casting Room Scissors	319

CEE Electrical Outlet	168
CEE Plug	1648
Center Drill Bit, HSS (DIN 333)	284
Center Punch	274
Chemical Protection Gloves	336
Chemical Protective Gloves made of Butyl	335
Chemical Protective Gloves, Nitril	336
Chipping Hammer	218
Chippings Bags for MOBILE 100	242
Chippings Bags for MOBILE 125 / 140 / 160 / 200	242
Chippings Bags for POWER UNIT	237
Chisel for Pneumatic Chipping Hammer	153
Chisel/Punch Set 6-part	273
Circular Cutter	254
Circular Cutting Blade	254
Circular Saw Blade	156, 255, 258-259
Clamp Ear Protection	340
Clamping Device	133-134
Clamping Device for Prepreg	131
Clamping Device for Prepreg Materials	131
Clean Air Dust Extractor P.U. 160	233
Clean Air Dust Extractor POWER UNIT 100	225-226
Clean Air Dust Extractor POWER UNIT 120	227-228
Clean Air Dust Extractor POWER UNIT 140	229-230
Clean Air Dust Extractor POWER UNIT 160	231-232
Clean Air Dust Extractor POWER UNIT 200	234
Clean Air Dust Extractor POWER UNIT 250	235
Clean Air Dust Extractor POWER UNIT 300	236
Cobbler's Knife „Tina“	312
Cobbler's Stand	63
Combination Pliers	269
Combination Sander	192
Combined Belt Sander / Grinder	200
Combined Finishing Machine	82
Combined Sanding / Polishing Machine	201
Company First Aid Box, filled	333
Compressed Air Plaster Cast Saw	156
Conical Cutter, HSS	168
Connection Adapter f. Suction Hose JET STREAM M... ..	244
Connection Hose	144
Connector for Quick-Lock Coupling	148
Contouring Iron	323
Convection Oven	123
Convection Oven for Prepreg materials	124
Convection Oven Size 1	74
Cordless Drill	262
Corundum Sanding Cone	184
Countersink Drill Set, HSS (DIN 335 C)	285
Countersink Drill, HSS (DIN 335 C)	285
cover paper	17
Cover Paper for roll holder	18
Craftsmen and Industrial Set for JET STREAM M	243
Cranked Socket Key CV-set Torx	278
Creasing Wood	327
Cross Connection	39
Cross Line Laser	49
Cut Protection Gloves	337
Cutting Bit for Silicone	98
Cutting Bit for Silicone, Cone	98
Cutting Bit, Drum	97
Cutting Disc	263
Cutting Table	29
Cutting wheel	68
Cutting Wire	254
Cutting-/Levelling-/Sharp-/Split-/Pressure Machine	68

D

Deburring Blades	314
Deburring Knife	314-315
Deep-Drawing / Clamping Frame	135
Deep-Drawing Frame, Bottom Part	135
Deep-Drawing Tool Set	137
DENTABS	53

Diagometer.....	297
Die for Eyelet.....	66
Die for Lacing Hook.....	66
Die for Snap Fastener.....	67
Die Holder, HSS.....	289
Die, HSS.....	289
Digital Camera.....	298
Disposable Chip Bag.....	166
Disposable Latex Gloves IC.....	335
Double Belt Grinding Machine.....	200
Double Filter - Half Mask.....	339
Double filter half mask without combination filter	339
Double Grinder.....	194
Double Grinder 175 mm.....	193
Double Grinder 200 mm.....	195-196
Double Grinder 300 mm.....	197-198
Double Hook.....	32
Double Open End Spanner Set.....	324
Double Ring Spanner Set.....	324
Double-Sided Spatula, Small.....	93
Drainage hose.....	53
Draw Knife.....	312
Drill Stand.....	261
Drilling Arm.....	214
Drum Cutter.....	169
E	
Ear Protector ABS.....	340
EC-Cutter-Set.....	255
Egg Shape Rasp Head.....	85
Elbow Pipe.....	245
Electric Silicone Roller.....	104
Electric Stapler.....	259
Electric Welding Machine.....	215
Electronic Scale with Digital Display.....	132
Emergency Floor Push Stop.....	163
End Cutting Nippers.....	270
Engineers' File – Flat.....	302
Engineers' File – Half Round.....	302
Engineers' File – Round.....	303
Engineers' File – Square.....	304
Engineers' File – Triangular.....	303
Examination Chair.....	18
Examination Couch.....	17
Explosion-Proof Extractor Fan.....	117
Extension Shelf Rack.....	40
Extension Shelf Rack for plaster cast models.....	55
Eye Wash Bottle Set.....	334
Eye Wash Station.....	333
Eyelet Punch Press.....	66
Eyelet Squeeze-Out Pliers.....	271
F	
Face Shield.....	340
Felt Cone.....	185
Felt Knife.....	310
File Brush.....	306
File Handle.....	306
Filter / Water Trap 1/4".....	71
Filter Bag.....	82
Filter Basket Cleaner.....	166
Filter Cartridge.....	165-166
Filter Cartridge for MOBILE 100.....	242
Filter Cartridge for MOBILE 125 / 140 / 160 / 200.....	242
Filter Element for JET STREAM M.....	244
Filter for Water Separator.....	143
Finger Shape Rasp Head.....	85
Fir Cone Cutter, HSS.....	168
Fire Blanket made of Glass-Fiber Fabric.....	334
Firmer Gouge.....	306
Flap Lift.....	36
Flat Chisel.....	274
Flat Contouring Iron.....	324
Flat Nose Pliers.....	269
Flat Nose Pliers „Langbeck“.....	269
Fleece Fan Sanding Drum.....	182
Fleece Polishing Wheel.....	99
Flexible Ruler.....	294
Flexible Shaft.....	261
Flexible Steel Ruler.....	291
Flux.....	217
Folding device.....	36
Folding Ruler, wood.....	290
Folding Stick.....	327
Foot Imprint Chart Pad.....	62
Foot Imprint Device.....	61
Foot Measuring Device „Heider“.....	61
Forstner Drill.....	286
Forstner Drill Set.....	286
Frequency Converter.....	238
Full Cushion.....	77
Funnel made of HD-PE.....	133
Funnel milling machine.....	164
Furrier's Needle.....	329
G	
Glue Container.....	325
Goniometer.....	293
Grate.....	50
Grind Stone.....	314
Grind Stone, rough/smooth.....	313
Grinding Belt.....	192
Grinding Bit Set.....	262
Grinding Cone made of Silicone.....	186
Grinding Disc.....	263
Grinding Fleece Sleeve.....	178, 182
Grinding Wheel.....	199
Grip Pliers.....	272
Groove Cutter, HSS.....	169
Guide.....	83
H	
Hacksaw Frame.....	321
Half Moon Knife.....	309
Halogen-Infralux Processor.....	87
Hammer Stretching Pliers.....	299
Hand Grinder with Knee-Control Unit.....	96
Hand Lever Shear.....	220
Hand Reamer, HSS.....	288
Hand Tap Set, HSS.....	288
Hand Vice.....	327-328
Heat Monitoring Switch.....	72
Heat Protective Gloves.....	337-338
Heating Cabinet.....	118-122
Heavy Duty Thread.....	81
Heel Cutter Head.....	85
Height Gauge.....	295
Hepa Filtre.....	260
Hex Socket Wrench.....	277
Hip Compass.....	293
Holder.....	134, 188
Holder for Wall-Mounting.....	51
Holding Forceps.....	300
Hole Punch.....	280-281
Hole Punch and Brass Support.....	68
Hole Punch Set.....	281
Hole Punch Tube.....	300
Hole Punch Tube Set.....	301
Hook.....	32
Horsehair Wheel Brush.....	82
Hose Clamp.....	152, 248
Hose Clamp for Vacuum Hose.....	148
Hose Nipple.....	150
Hose Nozzle.....	149-150
Hose Sleeve / Flanged Collar.....	247
Hot Air Blower „Electron“.....	251
Hot Air Blower „Triac ST“.....	251
Hot Air Gun.....	252

Directory

Hot Air Gun „Ghibli“	252
Hot Sealing Iron	253
Hot Water Quench	138
HSS Milling Bit Set	262

I

Industrial Vacuum Cleaner JET STREAM M	243
Infrared Emitter	130
Infrared-Oven	125-129
Ink	62
Insert	279
Insert Foils	52
Insole Knife	313
Insulation Mat	162
Internal Pressure Plate Set	76

J

Jaw Wrench	163
Jaws	35
Jig Saw Blade	264
Jig Saw, Electronic „Professional“	264
Junior Hacksaw	321

K

Knee Axis Key	323
---------------------	-----

L

Lace Tip Pliers	271
Lamella Fleece Sanding Drum	181
Lamella Fleece Wheel	187-188
Lamella Wheel	188
Lateral Support	19
Lead Block	328
Leather Knife	308-309
Leather Shear	319
Leg Rest	18
Lift	37
Lockstitch Sewing Machine	80

M

M.A.S. Compressive Measuring Tape	298
M.A.S. Tool Kit	297
Machine Jaw Vise	214
Machine Recognition	238
Magnetic Felt Jaws	33
Magnetic Lamp	162
Manual Countersink Set	315
Manual Rolling Mill	68
Material Cabinet	38
Measuring Chair with leg rest	19
Measuring Cup	94
Measuring Gauge	296
Mechanical Protective Gloves	338
Metal Lace Tip	272
Metal Shear	325
Micrometer	292
Milling Bit, HSS	285
Mixing Board	91
Mixing Bowl	56
Mixing Bowl for Plaster Mixer 90E20	57, 95
Mixing Cup	133
Mobile Compressor	146
Mobile Gas and Brazing Welding Unit	216
Mobile Rack	37
Mobile Stand	220
Mockup Model	21
Modelling Instrument	93
Modelling Spatula made of Plastic Material	56, 92
Morse Taper	214
Multifunction Transfer Apparatus	48

N

Neoplene Knife	310
Non-Return Valve	142
Non-stick Paperboard Frame	135

Number Die Set	275
----------------------	-----

O

Oil Can	326
One Way Suction Pipe	134
Orthopaedic High-speed Press	75
Orthopaedic Press	75-76
Oscillating Saw	258
Oscillating Saw OSCIMED Ergo	257
Oscillating Saw with rechargeable battery	259
Oscillating Tool „Multimaster“	256
Outside Caliper	294

P

Paint Beater	155
Paint Roller	62
Panel Rack	41
Paper Bag	261
Paper Dust Bags for JET STREAM M	244
Paper Roll Holder	17
Parallel Bars	21
Parallel Scriber	295
Peeling Drill Set, Tapered, HSS	287
Peeling Drill, Tapered, HSS	287
Peen Hammer	268
Pelvic Level	295
Philips Head Screw Driver	276
Philips Head Screw Driver Set	276
Pillar Drill Press	211-213
Pin Punch	274
Pin Punch Set	273
Pin Wrench	323
Pinking Shear	318
Pipe	244
Pipe Clamp	247
Pipe Clamp Jaw	33
Pipe Cutter	325
Pipe Deburrer	325
Plaster Apron	342
Plaster Bandage Trolley	53
Plaster Bucket	55
Plaster Casting Apparatus Set	46
Plaster Cutter, Ball	100
Plaster Cutter, Cone	100
Plaster Cutter, Pointed	101
Plaster Knife „Esmarch“	312
Plaster Mixer	57, 95
Plaster Moulding Spatula	56
Plaster Scissors	321
Plaster Scissors „Stille“	321
Plaster Scissors, model „Bruns“	320
Plaster Scoop	56
Plaster Separation Sink	51
Plaster Separator	52
Plaster Silo	50
Plaster Stirrer	57
Plaster Trowel	56
Plaster Waste Bin	54
Plaster Work Table	50
Plaster-Grinding Basin	51
Plastic Side Cutter	271
Plier Bracket	32
Plug Nipple	150
Plumb Bob	293
Plurimeter-V	298
Pneumatic Chipping Hammer	153
Pneumatic Close Off Slider	246
Pneumatic Drilling Machine	152, 155
Pneumatic Stapler	153
Podotrack	61
Polishing Arbor	179
Polishing Brush	101
Polishing Cone	184
Polishing Drum	184

Directory

Polishing Paste.....	101
Polishing Wheel.....	99, 187
Polishing Wheel / Wave Folding.....	187
Polyester Filtr.....	260
Precision Band Saw	205
Precision Spirit Level Light Metal	290
Prepreg Oven.....	123
Pressure Cushion	76
Pressure Regulator	216
Pressure Wedge.....	45
Pricker	301
Processing Roller	92-93
Protective Gloves.....	336-337
Protective Goggles.....	338
Protective Switch.....	117
Proton® cutting scissors	317
Proton® mould making scissors	318
PTFE Film.....	132
PTFE Sheeting.....	253
PTFE-Foil, airtight.....	130
PTFE-Foil, porous.....	130
Pump Membrane.....	142

Q

Quarter Moon Knife	309
Quick Action Drill Chuck.....	213
Quick Coupling with exterior thread.....	148
Quick Coupling with inner thread	149
Quick Hose Coupling.....	149
Quick-Lock Coupling with Hose Nozzle.....	147

R

Rack, height adjustable	136
Ramus Angle Gauge.....	298
Rasp Head.....	167
Rasp Head with Shank	167
Rasp Head without Shank	168
Raw Air Dust Extractor MOBIL 200	241
Raw Air Dust Extractor MOBILE 100	239
Raw Air Dust Extractor MOBILE 125	240
Raw Air Dust Extractor MOBILE 140	240
Raw Air Dust Extractor MOBILE 160	241
Receiver Station.....	251
Recirculating Air Filter System for Safety Cabinet	117
Recirculating filter attachment for safety cabinets	116
Reducing Piece	150
Refill for Company First Aid Box	333
Replacement Blade	307-308, 310, 312, 321-322, 325
Replacement Blades.....	314
Replacement Brush	326
Replacement Countersink.....	315
Replacement Cutter	84-85
Replacement Glass	218, 341
Replacement Parts.....	67
Replacement Rubber.....	184
Replacement Set for Company First Aid Box.....	333
Replacement Shield.....	340
Replacement Spring.....	300
Replacement Tube for Tube Carrier 76M11	34
Resin Casting Work Station	112
Respirator Mask.....	339
Respiratory Mask.....	340
Revolving Eyelet Punch Press.....	67
Revolving Hole Punch	300-301
Ring/Open End Spanner Set	324
Rivet Header	275
Rivet Setter	273
Riveting Bar	328
Rotary Cutter	310
Rotating Mount.....	33, 35
Round Awl	329
Round Nose Pliers.....	270
Rubber Board	73
Rubber Core Replacement.....	179

Rubber Covering	173
Rubber for Polishing Arbor	172
Rubber Grid Plate.....	62
Rubber Mallet.....	269
Rubber Mat.....	73, 137
Rubber Sanding Cone	184

S

Saddler's Needle.....	329
Safety Cabinet with Wing Doors.....	116
Safety Storage Cabinet	114
Safety Storage Cabinet with Folding Door.....	115
Sand Paper.....	102, 174
Sand Paper Holder	102
Sand Paper Set.....	177
Sanding Belt	87, 190-191, 201
Sanding Cap.....	183
Sanding Cylinder	100
Sanding Disc	192
Sanding Drum.....	83, 173, 180-181, 183
Sanding Drum, conical	179
Sanding Line	193
Sanding Net.....	175
Sanding Roll.....	169, 176
Sanding Roll, small	171
Sanding Sheets	175
Sanding sleeve.....	170, 177, 180
Sanding Sleeves.....	86, 100, 171-173, 176, 178-181
Sanding Strip Roll.....	174-176
Sanding-Genius	174
Sandpaper for Wet Sanding	175
Saw Band	205-209
Saw Blades.....	256
Scalpel	94, 311
Scalpel Blade.....	94, 311
Scalpel handle „Standard, fig. 4“	94, 311
Scissors	91, 315-316
Screw Clamp	322
Screw Driver.....	275
Screw Driver Set	276
Screw Insulation	163
Screwdriver Bit Socket, Torx 1/4“	280
Sealing Tape	151
Segmented Saw Blade	255
Sewing Machine 30/10, Adler Long-Arm.....	78
Sewing Machine 30/70, Adler Long-arm.....	79
Sewing Machine Needle	78-80
Sewing Scissors	318
Shank	168
Sharpening Steel	313
Shear Knife	220
Sheet Metal Shear	324
Shelf Panel	40-41
Shelving System.....	40
Shoemaker's Scissors.....	316
Shoe Stretcher	299
Shoe Stretcher „Eupedus“	69
Shoemaker's Anvil.....	62
Shoemaker's Knife „Tina“	312
Shoemaker's Measuring Tape.....	291
Shoemaker's Pincers.....	271
Shoemaker's Rasp.....	304
Shoemaker's Stool.....	65
Side Cutter	270
Silicone Polisher.....	101
Silicone Roller, Mechanical	104
Silicone Roller. Electric	103
Silicone Spatula	91-92
Silicone Work Station.....	103
Silicone-Vacuum Hose.....	148
Silver Solder.....	216
Sing. Needle Doub, Stitch Post Bed Sewing Machine....	80
Single Cut Tap, HSS	289

Directory

Sink Base Cabinet.....	51	
Sit Stand.....	22	
Skiving Knife.....	313	
Skiving Machine.....	81	
Sleeve.....	150	
Slider.....	246	
Slot Hole Punch.....	282	
Socket Router HF3 Vario Eco II.....	161	
Socket Wrench.....	323	
Soft Face Hammer.....	268	
Sole Trimmer.....	86	
Spacer Set.....	295	
Spare Blade for Deburring Knife.....	315	
Spare Pin.....	274	
Spare Spool.....	77	
Spare Wire Mesh.....	55	
Spark Guard.....	198	
Special Countersink Tool.....	287	
Spindle Holder.....	98	
Spiral Air Pressure Hose.....	152	
Spray Gun.....	154	
Spring Balancer.....	113	
Spring Clamp.....	301	
Stainless Steel Basin.....	49	
Stand for 5 grinding cones made of silicone.....	186	
Stand Hand Sealing Iron.....	253	
Standing-Lift.....	36	
Staple.....	154, 260	
Staple Gun.....	267	
Staple Remover.....	267	
Staples.....	267	
Stationary Compressor.....	147	
Steel Hammer.....	267	
Steel Letter Set.....	275	
Steel Ruler.....	291	
Steel Scriber.....	293	
Steel Square.....	291	
Steel Tape Measure.....	290	
Storage Box.....	32, 39	
Storage Box for Protective Goggles.....	339	
Storage Cabinet.....	39	
Storage Rack.....	41	
Suction Arm.....	113	
Suction Hose.....	247	
Suction Hose for JET STREAM M.....	243	
Suction Pipe with Disc.....	136	
Suction Ventilator.....	219	
Supply hose, flexible and straight.....	53	
Supporting Device AK-plaster casting.....	46	
Surform File.....	307	
Surform Scraper.....	308	
Swivel Chair.....	42	
Swivel Stool.....	22	
Synthetic Fibre Jaws.....	34	
T		
T-Handle Hex Wrench.....	277	
T-piece for Vacuum Hose.....	144	
Table Band Saw.....	202	
Table Sander.....	81	
Tailor's Chalk.....	327	
Tailor's Measuring Tape.....	291	
Tailor's Scissors.....	316	
Talcum Powder Container.....	326	
Tap and Die Set, HSS (DIN).....	290	
Tap Holder.....	289	
Tapered Sleeves.....	86	
Tension Disc.....	188	
Thermic Shear.....	254	
Thickness Bow Gauge.....	292	
Threaded Manifold.....	162	
Threaded Stud.....	162	
Three-Quarter Cushion.....	76	
Tire Pressure Gauge.....		155
Toe Cap Lifting Tool.....		299
Toggle Joint Wire Nippers.....		272
Tool Board.....		31
Tool Cabinet.....		37
Tool Clamp.....		31
Tool Holder.....		183
Tool Key for Habermann Sanding Drum.....		172
Top Sound absorber for POWER UNIT 250.....		237
Top Sound absorber for POWER UNIT 300.....		237
Torque Wrench.....		279
Tower Pincers.....		273
Tracing Wheel.....		327
Transformer Coil.....		238
Trapezium Blades.....		311
Trimmer, complete.....		84
Trimming and Sanding Machine.....		83
Trimming Knife.....		311
Trimming Scissors.....		316-317
Tube Carrier for Clamping Table.....		34
Tuber-M-L-Gauge.....		297
Tweezers.....		93
Twin Service Unit.....		151
Twist Drill Set, HSS (DIN 338).....		284
Twist Drill, HSS (DIN 338).....		283
Twist Drill, HSS-Co (DIN 338).....		285
Two Way Suction Pipe.....		134-135
Two Way Vacuum Pipe.....		137
U		
Universal Knife.....		310
Upper Leather Shear.....		319
V		
Vacumat Plus Type 262.....		141
Vacumat Type 340.....		141
Vacumat Type 4-2R.....		143
Vacupress 620 SIII.....		72
Vacupress 850 Deep Drawing Device.....		69
Vacupress DUAL, Deep-Drawing Unit.....		70
Vacupress, Deep-Drawing Unit.....		70
Vacuum Cleaner.....		260
Vacuum Control Unit.....		144
Vacuum Deep-Drawing Device.....		137
Vacuum Pump.....		71, 145
Vacuum Pump Oil for Vacuum Pump.....		146
Vacuum Sealing Disc.....		136
Vacuum Tank.....		142
Vacuum Unit.....		143
Vacuum-Kit incl. Quadruple Vacuum.....		147
Valve Hole Cutter.....		286
Vernier Caliper.....		292
W		
Wall Mounting for Fire Blanket, empty.....		334
Wall Sweeping Hole with flap.....		246
Warding File Set.....		307
Waste Bin.....		54
Waste Container.....		42
Water Draining Pump.....		52
Water Separator.....		142
Water/Steam Basin.....		138
Waterpump Pliers.....		272
Wax Knife.....		93
Welding and Cutting Torch Set.....		215
Welding Apron.....		218, 341
Welding Electrode.....		217
Welding Gloves.....		337
Welding Nozzle.....		251
Welding Rod.....		217
Welding Shield.....		218, 341
Welding Table.....		217
Welt Cutter.....		313
Welt Pincers.....		299

Directory

Wide Belt Sander.....	189
Wide Slit Nozzle	252
Wire Brush	314
Wire Mesh File.....	55
Wire Wheel.....	99
Wood Rasp – Flat.....	305
Wood Rasp – Half-Round.....	305
Wood Rasp – Round.....	305
Work Bench	27-28, 30-31
Work Table.....	28-29
Y	
Y-Shape Coupling.....	149
Z	
Zig-zag Double Lockstitch Sewing Machine.....	77

Streifeneder
ortho.production GmbH
Moosfeldstrasse 10
82275 Emmering
Germany
T +49 8141 6106-0
F +49 8141 6106-50
office@streifeneder.de
www.streifeneder.com/op



1WE 2022-01