

# Measuring-sheet trans-femoral

## Contact / Prosthetist

Adress

Tel. / E-mail

Date

## Patient

First name / Name

Male

Female

Patient-ID

Age / D. o. b.

Height

Bodyweight

Amputation

right

left

Activity class / K-level

Walky 1

Walky 2

Walky 3

Walky 4

Socket design

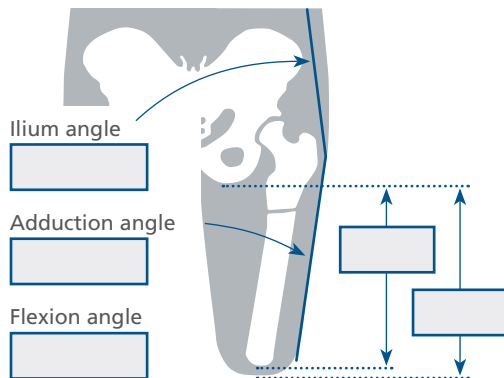
quadrilateral

ischial containment

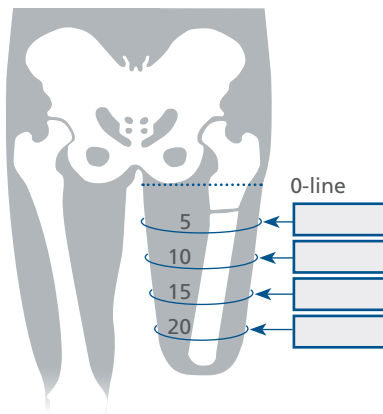
anatomical/MAS

hybrid

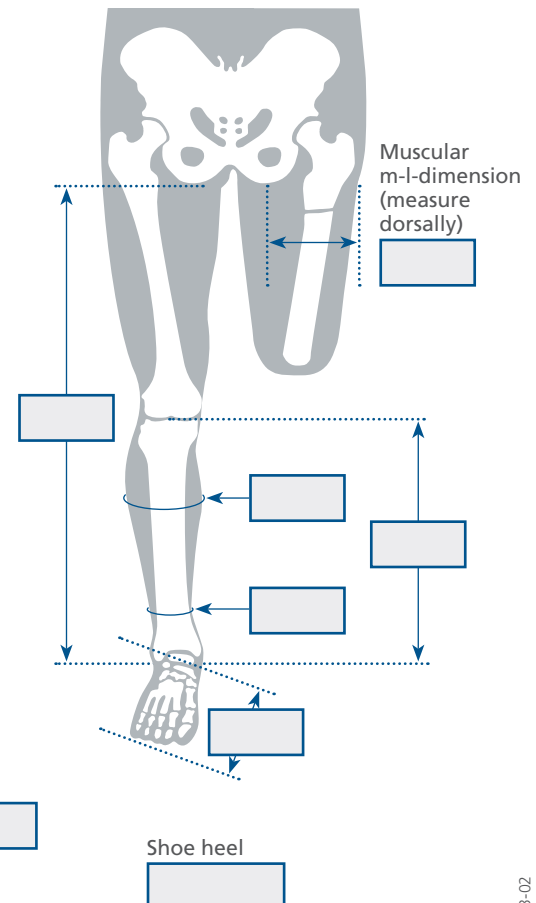
## Femur resp. total stump length



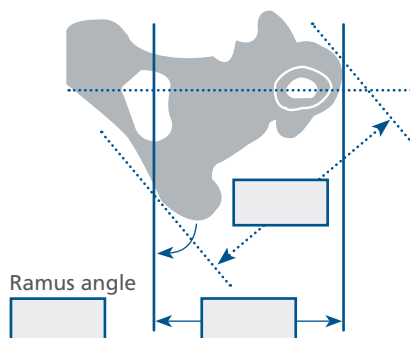
## Circumference dimensions



## Body dimensions



## Muscular diagonal and scelerar m-l-dimension



## Medial and lateral a-p-diamensions

Tuber os ischii to m. adductor longus resp. tuber od ischii to the highest point of m. rectus femoris

